











## Attachments

	Item No.	Description
	BR10-75	Bridle Ring 10-24 X 3/4"
	BR10-200	Bridle Ring 10-24 X 2"
	BR25-125	Bridle Ring 1/4"-20 X 1-1/4"
	BR25-200	Bridle Ring 1/4"-20 X 2"



	Part No.	Description
	PC25	C-Purlin clip 1/16"-1/4"
	PCZ25	Z-Purlin clip 1/16"-1/4"
	HBC25	Hammer-on beam clip 1/8"-1/4"
	HBC50	Hammer-on beam clip 5/16"-1/4"
	BC50	Beam clamp w/ two 1/4"-20 holes, for flanges up to 1/2" thick
	BCS50	Beam Clamp (Spring steel), for flanges up to 1/2" thick
	PC25-EC25	1/16"-1/4" Purlin Clip w/ 1/4"-20 Eye Coupling
	PC25-EC38	1/16"-1/4" Purlin Clip w/ 3/8"-16 Eye Coupling
	PCZ25-EC25	1/16"-1/4" Z-Purlin Clip w/ 1/4"-20 Eye Coupling
	HBC25-EC25	1/8"-1/4" Beam Clip w/ 1/4"-20 Eye Coupling
	HBC50-EC25	5/16"-1/2" Beam Clip w/ 1/4"-20 Eye Coupling
	AC90	90 degree angle clip

	Part No.	Description
	ZC25-P32	Z clip (w/ 1/4" threaded hole) w/ .145" shank dia., 1-1/4" shank length pin
	ZC25-P157-100	Z clip (w/ 1/4" threaded hole) w/ .157" shank dia., 1" shank length pin
	ZC25	Z clip (w/ 1/4" threaded hole)
	EC25-AC90	Eye Coupling (1/4"-20) with 90 degree angle clip
	EC25-ACP32	Eye Coupling (1/4"-20) with 90 degree angle clip pin (.145 shank dia., 1-1/4" shank length)
	RH3	Dual thread rod hanger (1/4"-20 & 3/8"-16)
	N100RH2	Dual thread rod hanger (1/4"-20 & 3/8"-16) w/ 1" length shank NJ pin
	N125SRH2	Dual thread rod hanger (1/4"-20 & 3/8"-16) w/ 1-1/4" shank lgth NJ pin
	PD157-100RH1	Dual thread rod hanger (1/4"-20 & 3/8"-16) w/ .157" shank, 1" length pin
	PD157-125RH1	Dual thread rod hanger (1/4"-20 & 3/8"-16) w/ .157" shank dia., 1-1/4" shank length pin
	EC25	Eye coupling 1/4"-20
	EC38	Eye coupling 3/8"-16
	BW25	Bat-Wing clip for 1/4" rod and 12 gauge wire

▲ Available on Request

# HOOKS / ACCESSORIES / EYE LAG SCREWS

## J-HOOKS



													
			Multi-Function Clip for #12 - 1/4"	Purlin Clip	Z-Purlin Clip	Hammer On Beam Clip 1/8" - 1/4" Flange	Hammer On Beam Clip 5/16" - 1/2" Flange	Beam Clip Up to 1/2"	Beam Clamp Up to 1/2"	Beam Clamp Rotates 360°	Angle Clip & 1-1/4" Pin	Angle Clip	1/4"-20 Eye Coupling
	Size	Part No.	Part No.	Part No.	Part No.	Part No.	Part No.	Part No.	Part No.	Part No.	Part No.	Part No.	Part No.
	3/4"	JH75	JH75-BW25	JH75-PC	JH75-PCZ	JH75-HBC25	JH75-HBC50	JH75-BCS	JH75-BC	JH75-BCAC	JH75-PDAC	JH75-AC	JH75-EC
	1-5/16"	JH131	JH131-BW25	JH131-PC	JH131-PCZ	JH131-HBC25	JH131-HBC50	JH131-BCS	JH131-BC	JH131-BCAC	JH131-PDAC	JH131-AC	JH131-EC
	2"	JH200	JH200-BW25	JH200-PC	JH200-PCZ	JH200-HBC25	JH200-HBC50	JH200-BCS	JH200-BC	JH200-BCAC	JH200-PDAC	JH200-AC	JH200-EC
	4"	JH400	JH400-BW25	JH400-PC	JH400-PCZ	JH400-HBC25	JH400-HBC50	JH400-BCS	JH400-BC	JH400-BCAC	JH400-PDAC	JH400-AC	JH400-EC
	Size	Part No.	Part No.	Part No.	Part No.	Part No.	Part No.	Part No.	Part No.	Part No.	Part No.	Part No.	Part No.
	1"	PH100	PH100-BW25	PH100-PC	PH100-PCZ	PH100-HBC25	PH100-HBC50	PH100-BCS	PH100-BC	PH100-BCAC	PH100-PDAC	PH100-AC	PH100-EC
	2"	PH200	PH200-BW25	PH200-PC	PH200-PCZ	PH200-HBC25	PH200-HBC50	PH200-BCS	PH200-BC	PH200-BCAC	PH200-PDAC	PH200-AC	PH200-EC
	3"	PH300	PH300-BW25	PH300-PC	PH300-PCZ	PH300-HBC25	PH300-HBC50	PH300-BCS	PH300-BC	PH300-BCAC	PH300-PDAC	PH300-AC	PH300-EC



▲ Available on Request