




















**Wire Attachment Options**

Product	Part No.	Description	Box	Case
	EL300W	3" wood eye lag wood screw/ <b>plain</b>	100	1000
	EL300WB	3" wood eye lag wood screw/ <b>plain/ Bulk</b>	-	1000
	EL300WZ	3" wood eye lag wood screw/ <b>white zinc</b>	100	1000
	EL300WZB	3" wood eye lag wood screw/ <b>white zinc/ Bulk</b>	-	1000
	EL400W	4" wood eye lag wood screw/ <b>plain</b>	100	1000
	EL400WB	4" wood eye lag wood screw/ <b>plain/ Bulk</b>	-	1000
	EL500W	5" wood eye lag wood screw/ <b>plain</b>	100	1000
	EL500WB	5" wood eye lag wood screw/ <b>plain/ Bulk</b>	-	1000
* 	EL75SD	2" overall lgth, 1/2" thread lgth, 3/4" from collar to drill point, <b>yellow zinc</b> self-drilling. Used for <b>16 to 22</b> gauge sheet metal.	100	1000
	EL75SDB	2" overall lgth, 1/2" thread lgth, 3/4" from collar to drill point, <b>yellow zinc</b> self-drilling. Used for <b>16 to 22</b> gauge sheet metal.	-	1000
	EL75SDZ	2" overall lgth, 1/2" thread lgth, 3/4" from collar to drill point, <b>white zinc</b> self-drilling. Used for <b>16 to 22</b> gauge sheet metal.	100	1000
	EL75SDZB	2" overall lgth, 1/2" thread lgth, 3/4" from collar to drill point, <b>white zinc</b> self-drilling. Used for <b>16 to 22</b> gauge sheet metal.	-	1000
*  <b>5/16" BIG HOLE</b>	EL75BSD	2" overall lgth, ~1/2" thread lgth, 3/4" from collar to self drill point, <b>5/16" Eye</b> . Used for <b>16 to 22</b> gauge sheet metal.	100	1000
* 	EL150SP	2-3/4" overall lgth, ~1-1/2" thread lgth. Sharp point. Used for <b>20 to 22</b> gauge metal decking and also in wood applications.	100	1000
* 	EL200SD	3-1/4" overall lgth, ~1-3/4" threaded lgth, 2" from collar to drill point. Used for <b>16 to 22</b> gauge sheet metal.	100	1000
	EL100DSD	2-1/4" overall lgth, 1" from collar to drill point, <b>Deep Drilling</b> eye lag screw, <b>Blue Ruspert finish</b> . <b>Extra Wide tool tip</b> enables it to be used for up to 1/4" thick structural steel.	100	1000
	EL14114	2-1/2" overall length, Concrete Eye Lag Screw, <b>Blue Ruspert finish</b> . <b>High-low thread</b> , thread lgth 1-1/4".	100	1000
	TWA14214	1/4" x 2-1/4" Tie wire wedge anchor	100	1000
	TWA14218	1/4" x 2-1/8" Tie wire anchor	100	1000
▲ 	TWSA14214	1/4" x 2-1/4" Tie wire split drive anchor	100	1000
	HBC25	Hammer-on beam clamp (1/8" - 1/4")	100	1000
	HBC50	Hammer-on beam clamp (5/16" - 1/2")	100	1000
	PCZ25	Z-Purlin clip (1/8" - 1/4")	100	1000
	PC25	C-Purlin clip (1/8" - 1/4")	100	1000
	AC90	<b>90</b> degree angle clip	100	1000
	AB90	<b>12</b> gauge heavy duty clip, <b>90</b> degree	100	1000
	SP45	<b>12</b> gauge heavy duty clip, <b>45</b> degree	100	1000

▲ Available on Request

\* Bright Zinc Plating Available on Request