




















Wire Attachment Options

| | Product | Part No. | Description | Box | Case |
|---|---|-----------|--|-----|------|
| |  | EL300W | 3" wood eye lag wood screw/ plain | 100 | 1000 |
| | | EL300WB | 3" wood eye lag wood screw/ plain | - | 1000 |
| |  | EL300WZ | 3" wood eye lag wood screw/ white zinc | 100 | 1000 |
| | | EL300WZB | 3" wood eye lag wood screw/ white zinc | - | 1000 |
| |  | EL400W | 4" wood eye lag wood screw/ plain | 100 | 1000 |
| |  | EL500W | 5" wood eye lag wood screw/ plain | 100 | 1000 |
| ※ |  | EL75SD | 2" overall lgth, 1/2" thread lgth, 3/4" from collar to drill point, yellow zinc self-drilling. Used for 16 to 22 gauge sheet metal. | 100 | 1000 |
| | | EL75SDB | 2" overall lgth, 1/2" thread lgth, 3/4" from collar to drill point, yellow zinc self-drilling. Used for 16 to 22 gauge sheet metal. | - | 1000 |
| |  | EL75SDZ | 2" overall lgth, 1/2" thread lgth, 3/4" from collar to drill point, white zinc self-drilling. Used for 16 to 22 gauge sheet metal. | 100 | 1000 |
| | | EL75SDZB | 2" overall lgth, 1/2" thread lgth, 3/4" from collar to drill point, white zinc self-drilling. Used for 16 to 22 gauge sheet metal. | - | 1000 |
| ※ |  5/16" BIG HOLE | EL75BSD | 2" overall lgth, ~1/2" thread lgth, 3/4" from collar to self drill point, 5/16" Eye . Used for 16 to 22 gauge sheet metal. | 100 | 1000 |
| ※ |  | EL150SP | 2-3/4" overall lgth, ~1-1/2" thread lgth. Sharp point. Used for 20 to 22 gauge metal decking and also in wood applications. | 100 | 1000 |
| ※ |  | EL200SD | 3-1/4" overall lgth, ~1-3/4" threaded lgth, 2" from collar to drill point. Used for 16 to 22 gauge sheet metal. | 100 | 1000 |
| |  | EL100DSD | 2-1/4" overall lgth, 1" from collar to drill point, Deep Drilling eye lag screw, Blue Ruspert finish . Extra Wide tool tip enables it to be used for up to 1/4" thick structural steel. | 100 | 1000 |
| |  | EL14114 | 2-1/2" overall length, Concrete Eye Lag Screw, Blue Ruspert finish . High-low thread , thread lgth 1-1/4". | 100 | 1000 |
| |  | TWA14214 | 1/4" x 2-1/4" Tie wire wedge anchor | 100 | 1000 |
| | | TWA14218 | 1/4" x 2-1/8" Tie wire anchor | 100 | 1000 |
| ▲ |  | TWSA14214 | 1/4" x 2-1/4" Tie wire split drive anchor | 100 | 1000 |
| |  | HBC25 | Hammer-on beam clamp (1/8" - 1/4") | 100 | 1000 |
| | | HBC50 | Hammer-on beam clamp (5/16" -1/2") | 100 | 1000 |
| |  | PCZ25 | Z-Purlin clip (1/8" -1/4") | 100 | 1000 |
| |  | PC25 | C-Purlin clip (1/8" - 1/4") | 100 | 1000 |
| |  | AC90 | 90 degree angle clip | 100 | 1000 |
| |  | AB90 | 12 gauge heavy duty clip, 90 degree | 100 | 1000 |
| |  | SP45 | 12 gauge heavy duty clip, 45 degree | 100 | 1000 |

▲ Available on Request

※ Bright Zinc Plating Available on Request