







Toggle Bolts








Product	Item No.	Description	Weight Lbs./Case	Package
	TBA14414	1/4"-20 * 4-1/4" zinc plated toggle bolt, with 1-1/2" metal washer assembled	9.2	100 pcs/box, 6 boxes/carton
	TBSA14500	1/4"-20 * 5" zinc plated toggle bolt, with 1-1/2" metal washer & spring assembled	10.8	100 pcs/box, 6 boxes/carton

Wood Screws

Product	Item No.	Description	Box	Lbs./ Box	Case
	EL300W	3" eye lag wood screw/ plain.	100	2.20	1000
	EL300WB	3" eye lag wood screw/ plain.	-	-	1000
	EL300WZ	3" eye lag wood screw/ white zinc.	100	2.20	1000
	EL300WZB	3" eye lag wood screw/ white zinc.	-	-	1000
	EL400W	4" eye lag wood screw/ plain.	100	2.98	1000
	EL500W	5" eye lag wood screw/ plain.	100	3.81	1000





※ Bright Zinc Plating Available on Request

Eye Lag Screws

Product	Item No.	Description	Box	Lbs./ Box	Case
	EL75SD	2" overall lgth, 1/2" thread lgth, 3/4" from collar to drill point, yellow zinc self-drilling. Used for 16 to 22 gauge sheet metal.	100	1.92	1000
	EL75SDB	2" overall lgth, 1/2" thread lgth, 3/4" from collar to drill point, yellow zinc self-drilling. Used for 16 to 22 gauge sheet metal.	-	-	1000
	EL75SDZ	2" overall lgth, 1/2" thread lgth, 3/4" from collar to drill point, white zinc self-drilling. Used for 16 to 22 gauge sheet metal.	100	1.92	-
	EL75SDZB	2" overall lgth, 1/2" thread lgth, 3/4" from collar to drill point, white zinc self-drilling. Used for 16 to 22 gauge sheet metal.	-	-	1000
 5/16" BIG HOLE	EL75BSD	2" overall lgth, ~1/2" thread lgth, 3/4" from collar to self drill point, 5/16" Eye. Used for 16 to 22 gauge sheet metal.	100	1.92	1000
	EL150SP	2-3/4" overall lgth, ~1-1/2" thread lgth. Sharp point. Used for 20 to 22 gauge metal decking and also in wood applications.	100	2.74	1000
	EL200SD	3-1/4" overall lgth, ~1-3/4" threaded lgth, 2" from collar to drill point. Used for 16 to 22 gauge sheet metal.	100	3.04	1000
	EL100DSD	2-1/4" overall lgth, 1" from collar to drill point, Deep Drilling eye lag screw, Blue Ruspert finish. Extra Wide tool tip enables it to be used for up to 1/4" thick structural steel.	100	2.20	1000
	EL14114	2-1/2" overall lgth, Concrete Eye Lag Screw, Blue Ruspert finish. High-low thread, thread lgth 1-1/4".	100	2.30	1000

※ Bright Zinc Plating Available on Request

Super Screw for Concrete, Wood and Steel

Product	Item No.	Description	Box	Case
	2520RC150SP	1/4-20 rod coupling, point to collar 1-1/2" lgth, heat treated screw, non-detachable hex coupling	100	1000
	3816RC75SD	3/8-16 rod coupling, point to collar 1-1/2" lgth, heat treated screw, non-detachable hex coupling	100	1000
	2520RC75SD	1/4-20 rod coupling, point to collar 3/4" lgth, self-drilling, heat treated screw, 16 to 22ga. Sheet metal, non-detachable hex coupling	100	1000
	3816RC200SP	3/8-16 rod coupling with 2" sharp point screw,	100	1000

▲ Available on Request