

America's Powder Actuated Fasteners Specialist

EXCLUSIVE TO BLUE POINT FASTENERS

BP-302A

Innovative



**Noise Canceling Fastening Tool
Designed for Occupied Spaces**

Acoustic Solutions

Innovative



**Lightest Acoustic
Pole in the Market**



Dual Thread Clip

Engineered by BLUEPOINT TECHNOLOGY[™]



Powder Tools / Pins / Loads



Insulation Tool / Pins / Washers



Rivets / Riveters



Dump Carts



Service Carts



Ninja Acoustic Pole Adapter Systems




Wire Hanging Systems



Anchors / Concrete Screws



Gas Tools / Gas Pins / Fuel Cell



Drill Bits



Hooks / Accessories / Eye Lag Screws

WHO IS BLUE POINT FASTENERS?

BLUE POINT FASTENERS is an international manufacturer of high quality and innovative construction fastening solutions, hanging systems and specialty equipment. **A value engineering approach** to our innovative products allows BLUE POINT FASTENERS to be competitive while retaining high quality, contractors are looking for.

Holding numerous U.S. and International Patents, BLUE POINT FASTENERS continues to produce products that will innovate how engineers, contractors and owners can save time and money on current and future projects.

WHAT MAKES BLUE POINT DIFFERENT?

LOOK BELOW.....



















- PREMIER PRETTIED HANGING WIRE MANUFACTURER IN THE U.S. MARKET
- NO LEAD DIRECT FASTENING
- QUIET DIRECT FASTENING
- LOW LEAD POWDER LOADS
- POST TENSION AND HIGH-PRESSURE SLAB DIRECT FASTENING SOLUTIONS
- STEEL APPLICATIONS – BEST DRIVE PINS FOR STEEL
- MAGNESIUM ALLOY ACOUSTIC POLES / LARGEST SELECTION OF ADAPTERS
- CUSTOM ACOUSTIC HANGING SOLUTIONS
- LOW VOLTAGE AND DATACOM HANGING – LARGE SELECTION
- HEAVY DUTY DUMP CARTS – HIGHEST LOAD CAPACITY IN THE MARKET

Specialties:

- *Product Developing and Manufacturing*
- *Powder Actuated, Gas and Nitrocellulose Fastening Solutions*
- *Acoustical Hanging Solutions*
- *Electrical and Data Comm Hanging Solutions*
- *Concrete/Steel Fastening and Drilling Solutions*
- *Jobsite Equipment and Tools*



Table Of Contents

	POWDER ACTUATED TOOLS (PAT)	2-4
	POWDER LOADS	5
	DRIVE PINS	6-10
	GAS TOOLS/ GAS PINS/ FUEL CELL	11
	NITRO NINJA TOOL, PINS & CLIPS	12-13
	BP-27C POWDER ACTUATED TOOL	14
	NINJA ACOUSTIC POLE ADAPTER SYSTEMS	15-16
	RIVETS/ RIVETERS	17
	INSULATION TOOL/ PINS/ WASHERS	18
	WIRE HANGING SYSTEMS	19-20
	TOGGLE BOLTS/ SCREWS	21
	HOOKS/ HANGERS	22-25
	J HOOKS	24
	ANCHORS/ CONCRETE SCREWS	26-27
	DRILL BITS	28-29
	DUMP CARTS	30
	SERVICE CARTS	31
	AIR & WATER HOSES	32

BP-361 .27cal Automatic Powder Actuated Tool



Technical Data

Dimensions:	16-1/8" x 2-1/8" x 6.1/2"
Weight:	5.0lb
Fastener Type:	Flat & dome head pins or threaded studs
Fastener length:	1/2" - 1-7/8"
Load Type:	.27cal. (6.8 x 11mm) strip loads Brown/2, Green/3, Yellow/4, Red/5



Applications and Advantages

- Commercial and residential construction
- Drywall track
- Conduit clips fastening
- Electrical fixtures
- Duct straps
- Wood to steel
- Wood to concrete
- Metal track
- Concrete forming
- Door frames
- Perimeter plates
- Furring Channel
- Brick Ties
- Automatic piston return and powder loads advance
- Variable level adjustment
- Reduces noise level

BP-361M Automatic Tool w/ Magazine



Technical Data

Dimensions:	16-1/4" x 2-1/8" x 8-3/4"
Weight:	5.4lb (with magazine)
Fastener Type:	Flat and dome collated pins
Fastener length:	1/2" - 1-1/4"
Load Type:	.27cal. (6.8 x 11mm) strip loads Brown/2, Green/3, Yellow/4, Red/5



Applications and Advantage

- Commercial and residential construction
- Drywall track
- Electrical fixtures
- Duct straps
- Wood to steel
- Wood to concrete
- Metal track
- Concrete forming
- Door forming
- Perimeter plates
- Furring channel
- Brickties
- Automatic piston return
- Automatic pins and powder loads advance
- Variable level adjustment
- Reduces noise level


BP-302A

.27cal Noise Canceling Semi-Automatic Powder Actuated Fastening Tool



PATENT PENDING

New



.145" Diameter Shank Series Drive Pins:

PD Pins:

Model No.	Shank Length	Description	Package/Qty
PD13PK	1/2" Knurled	.300" head dia. pin w/plastic washer	100/1000/5000
PD16F10K	5/8" Knurled	.300" head dia. pin w/flute	100/1000/5000
PD19F10	3/4"		100/1000/5000
PD19F10BLB	3/4"	.300" head dia. track pin (Pinch point, black)	1000/5000
PD25F10	1"	.300" head dia. pin w/flute	100/1000/5000
PD32F10	1-1/4"		100/1000
PD38F10	1-1/2"		100/1000
PD42F10	1-5/8"		100/1000
PD44F10	1-3/4"		100/1000
PD47F10	1-7/8"		100/1000
PD51F10	51mm/ 2"		100/1000
PD57F10	2-1/4"		100/1000
PD63F10	2-1/2"		100/1000

Top Hats Pins:

PDTH13F10K	1/2" knurled	.300" head dia. pin w/ top hat	100/1000/5000
PDTH16F10K	5/8" knurled		100/1000/5000
PDTH19F10	3/4"		100/1000/5000
PDTH25F10	1"		100/1000/5000
PDTH32F10	1- 1/4"		100/1000

Washer Pins:

PDW25-19F10	3/4"	.300" dia. head pin w/1" dia. metal washer	100/1000
PDW25-25F10	1"		100/1000
PDW25-32F10	1-1/4"		100/1000
PDW25-38F10	1-1/2"		100/1000
PDW25-51F10	2"		100/1000
PDW25-63F10	2-1/2"		100/1000
PDW25-73F10	2-7/8"	.300" dia. head pin w/7/8" dia. metal washer	100/1000
PDW25-76F10	3"		100/1000
PDW22-19F10	3/4"		100/1000
PDW22-25F10	1"	.300" dia. head pin w/3/4" dia. metal washer	100/1000
PDW22-32F10	1-1/4"		100/1000
PDW19-19F10	3/4"		100/1000
PDW19-25F10	1"		100/1000
PDW19-32F10	1-1/4"		100/1000
PDW19-38F10	1-1/2"		100/1000
PDW19-51F10	2"		100/1000
PDW19-63F10	2-1/2"		100/1000
PDW19-76F10	3"		100/1000

* Specially designed for all day fastening in occupied spaces such as Hospitals, Schools, Offices etc.

Technical Data

Weight: 5.5 lbs **Length:** 13-3/4"
Pin Type: .300" / .315" / 8mm head pin, 1/4" - 20 threaded stud
Pin Length: 1/2" to 2-1/2" total length
Load Type: .27cal. 10 load strip.
 Brown, Green, Yellow, Red

Advantages:

- Adjustable power levels
- Very low noise
- Shoots up to full 2-1/2" pins
- High strength durable piston

Applications:

- Concrete forming
- Wood to concrete/steel
- Electrical fixture to concrete/ steel
- Conduit clip to concrete
- Commercial & residential construction

Suitable Base Materials:

- Normal-weight concrete
- Concrete masonry
- Steel

Powder Loads

.27cal strip loads			
Brown	Green	Yellow	Red

.157" Diameter Shank Series Drive Pins:

PD Pins:

Model No.	Shank Length	Description	Package/Qty
PD157-12PK	1/2"	.300" head dia. knurled pin w/ plastic washer	100/1000/5000
PD157-58F	5/8"	.300" head dia. pin w/ rubber flute	100/1000/5000
PD157-34F	3/4"		100/1000/5000
PD157-34FB	3/4", bulk		1000/5000
PD157-78F	7/8"		100/1000/5000
PD157-100F	1"		100/1000
PD157-114F	1-1/4"		100/1000
PD157-112F	1-1/2"		100/1000
PD157-158F	1-5/8"		100/1000
PD157-134F	1-3/4"		100/1000
PD157-178F	1-7/8"		100/1000
PD157-200F	2"		100/1000
PD157-214F	2-1/4"		100/1000
PD157-212F	2-1/2"		100/1000

Top Hats Pins:

PD157-78FTH	7/8"	.300" head dia. top hat pin	100/1000/5000
-------------	------	-----------------------------	---------------

Washer Pins:

PD157-114W	1-1/4"	.300" dia. head pin w/1" dia. metal washer	100/1000
PD157-112W	1-1/2"		100/1000
PD157-212W	2-1/2"		100/1000
PD157-300W	3"		100/1000

Actual Embedment Pins

PD157-12PKAE	1/2"	.315" head slim groove shank AE pin w/ plastic washer	100/1000/5000
PD157-34AE	3/4"	.315" head dia. AE pin w/ rubber flute	100/1000/5000
PD157-100AE	1"		100/1000
PD157-114AE	1-1/4"		100/1000
PD157-112AE	1-1/2"		100/1000

BP-301C

.27cal Semi-Automatic Powder Actuated Tool



Technical Data

Weight: 5 lbs **Length:** 13-5/8"
Pin Type: .300" / .315" / 8mm head pin,
 1/4" - 20 threaded stud
Pin Length: 1/2" to 2-1/2" total length
Load Type: .27cal. 10 load strip.
 Brown, Green, Yellow, Red, Purple

Advantages:

- Most popular and reliable tool in the market
- Most parts inter-changeable with other brand tools

Applications:

- Concrete forming
- Wood to concrete/steel
- Electrical fixture to concrete/ steel
- Conduit clip to concrete
- Commercial & residential construction

Suitable Base Materials:

- Normal-weight concrete
- Concrete masonry
- Steel

▲ BP-303A

.27cal Semi-Automatic PAT w/ Power Adjuster



Technical Data

Weight: 5 lbs **Length:** 14"
Pin Type: .300" / .315" / 8mm head pin,
 1/4" - 20 threaded stud
Pin Length: 1/2" to 3" total length
Load Type: .27cal. 10 load strip.
 Brown, Green, Yellow, Red, Purple

Advantages:

- Adjustable power levels
- Shoots up to full 3" pins
- High strength durable piston
- Protective rubber front barrel sleeve for user protection

Applications:

- Concrete forming
- Wood to concrete/steel
- Electrical fixture to concrete/ steel
- Conduit clip to concrete
- Commercial & residential construction

Suitable Base Materials:

- Normal-weight concrete
- Concrete masonry
- Steel

BP-307S

.22cal Single Shot Powder Actuated Tool



Technical Data

Weight: 4.2 lbs **Length:** 13-3/4"
Pin Type: .300" / .315" / 8mm head pin,
 1/4" - 20 threaded stud
Pin Length: 1/2" to 3" total length
Load Type: .22cal. neck down single shot
 loads: Brown, Green, Yellow, Red

Advantages:

- Light Weight Durable Design w/ Rubber Cushion Grip
- Automatic Cartridge Ejection
- Replaceable Piston Buffer for Overdrive Protection
- Replaceable Piston and Piston Stop Guide
- Meets or Exceeds OSHA/ ANSI A 10.3/ PATMI Safety Standards

Applications:

- Conduit clip to concrete/ Steel
- Drywall Track to Concrete/ Steel
- Electrical fixture to Concrete/ Steel
- Wood Furring Strips/ Perimeter Plates to Concrete
- Wood Framing Plates to Steel
- Hooks, Hangers and Cable ties to Concrete/ Steel

Suitable Base Materials:

- Normal-weight concrete
- Concrete masonry
- Steel

BP-307 .22cal Powder Actuated Tool



Technical Data

Weight: 4 lbs **Length:** 13.19"
Pin Type: .300" / .315" / 8mm head pin,
 1/4" - 20 threaded stud
Pin Length: 1/2" to 3" total length
Load Type: .22cal. neck down load.
 Brown, Green, Yellow, Red

Applications:

- Track to floor
- Wood to concrete/steel
- Electrical fixture to concrete/ steel
- Conduit clip to concrete
- Commercial & residential construction

Suitable Base Materials:

- Normal-weight concrete
- Concrete masonry
- Steel

▲ Available on Request



*Enhanced strips are good for heavy duty and full automatic fastening tools



Model No.	Package/Qty	Size	Description	Color	Power	Power Level
27ES11L6	100	6.8 x 11 (mm)	.27cal Enhanced strip loads	Purple	Strongest	6
	10000					
27ES11L5	100			Red	Strong	5
	10000					
27LS11L5	100			Red	Strong	5
	10000					
27LS11L4	100			Yellow	Medium	4
	10000					
27LS11L3	100			Green	Low	3
	10000					
27LS11L2	100			Brown	Lowest	2
	10000					
25SS10L5	100			Red	Strong	5
	10000					
25SS10L4	100			Yellow	Medium	4
	10000					
25SS10L3	100			Green	Low	3
	10000					
▲ 25SS10L2	100			Brown	Lowest	2
	10000					
▲ 25MD10L5	100			Red	Strong	5
	10000					
▲ 25MD10L4	100			Yellow	Medium	4
	10000					
▲ 25MD10L3	100			Green	Low	3
	10000					
▲ 25MD10L2	100			Brown	Lowest	2
	10000					
22SGNDL5	100			Red	Strongest	5
	10000					
22SGNDL4	100			Yellow	Strong	4
	10000					
22SGNDL3	100			Green	Medium	3
	10000					
22SGNDL2	100			Brown	Low	2
	10000					
▲ 22SGNDL1	100			Gray	Lowest	1
	10000					
22L4B	100			Yellow	Strong	4
	10000					
22SGSWL6	100			Purple	Strong	6
	10000					
▲ 22SGSWL5	100			Red	Medium	5
	10000					
▲ 22SGSWL4	100			Yellow	Low	4
	10000					
▲ 22SGSWL3	100			Green	Lowest	3
	10000					
22SL6B	100			Purple	Strong	6
	10000					
22SL5B	100			Red	Medium	5
	10000					
22SL4B	100			Yellow	Low	4
	10000					
22SL3B	100			Green	Lowest	3
	10000					
▲ 27SGL3LB				Purple	Strong	6
▲ 27SGL4LB				Red	Medium	5
▲ 27SGL5LB				Yellow	Low	4
▲ 27SGL6LB				Green	Lowest	3


▲ Available on Request

DRIVE PINS

.157" Dia. Shank Drive Pins



Actual Embedment Drive Pins



Advantages

- The Blue Point .157" diameter shank Actual Embedment (AE) pin is sized to provide actual embedment depths in track or clips up to 14 gauge (2mm).
- Assured to meet the required embedment depths into concrete or steel without compensating for the track or clip thickness.
- The pin heads are stamped for easy identification before and after installation.
- Choose the correct pins confidently
- For example, using the 1" AE pin, the actual embedment depth into the concrete is 1". There is no longer a need to use a 1-1/4" pin to assure a 1" embedment.
- Nominal .315" head diameter, thick heavy duty head provide true guidance for better drivability.
- Available in single shot and strip pin applications

AE Pins

New



Single Drive Pins

Item No.	Shank Length	Description	Package/Qty
▲ PD157-12PKAE	1/2"	.315" head, .157" dia. shank knurled AE pin w/ plastic washer	100/1000/5000
▲ PD157-34FAE	3/4"	.315" head dia., .157" dia. shank AE pin w/ rubber flute	100/1000/5000
▲ PD157-100FAE	1"		100/1000
▲ PD157-114FAE	1-1/4"		100/1000
▲ PD157-112FAE	1-1/2"		100/1000

Strip Drive Pins

Item No.	Shank Length	Description	Package/Qty
▲ PDC157-12KAE	1/2"	.315" head, .157" dia. shank knurled AE pin w/ plastic strip	100/1000/5000
▲ PDC157-34AE	3/4"	.315" head dia., .157" dia. shank AE pin w/ plastic strip	100/1000/5000
▲ PDC157-100AE	1"		100/1000
▲ PDC157-114AE	1-1/4"		100/1000
▲ PDC157-112AE	1-1/2"		100/1000


*.315" Dia. Head, .157" dia. Shank Premium Steel Pin

Item No.	Shank Length	Description	Box	Case	Master Box
PP58SG	5/8"	Slim groove shank with plastic washer	100	1000	5000

*.300" Dia. Head, .181"/.150" Step Shank dia. Premium Pin

Item No.	Shank Length	Description	Box	Case	Master Box
PP181S-178F	1-7/8"	.300" dia. head, .181"-.150" step shank premium pin.	100	1000	5000

▲ Available on Request



.300" Dia. Head, .157" Dia. Shank Drive Pins

Plain Pins:

Item No.	Shank Length	Description	Box	Case	Master Box
PD157-12PK	1/2"	Knurled Shank with plastic washer	100	1000	5000
PD157-58PK	5/8"		100	1000	5000
PD157-58F	5/8"	Smooth shank with rubber flute	100	1000	5000
PD157-34F	3/4"		100	1000	5000
PD157-34FB	3/4"	Smooth shank with rubber flute/bulk	-	1000	5000
PD157-78F	7/8"		100	1000	5000
PD157-100F	1"	Smooth shank with rubber flute	100	-	1000
PD157-114F	1-1/4"		100	-	1000
PD157-112F	1-1/2"		100	-	1000
PD157-158F	1-5/8"		100	-	1000
PD157-134F	1-3/4"		100	-	1000
PD157-178F	1-7/8"		100	-	1000
PD157-200F	2"		100	-	1000
PD157-214F	2-1/4"		100	-	1000
PD157-212F	2-1/2"		100	-	1000
PD157-300F	3"		100	-	1000



Collated Drive Pins:

Item No.	Shank Length	Description	Box	Case
PDC157-12K	1/2"	Knurled shank with plastic strip	100	1000
PDC157-34K	3/4"		100	1000
PDC157-34	3/4"	Smooth shank with plastic strip	100	1000
PDC157-78	7/8"		100	1000
PDC157-100	1"		100	1000
PDC157-114	1-1/4"		100	1000
PDC157-112	1-1/2"		100	1000
PDC157-200	2"		100	1000
PDC157-212	2-1/2"		100	1000
PDC157-278	2-7/8"		100	1000



Washer Pins:

Item No.	Shank Length	Description	Box	Case
PD157-114W	1-1/4"	With 1" dia. metal round washer	100	1000
PD157-112W	1-1/2"		100	1000
PD157-212W	2-1/2"		100	1000
PD157-300W	3"		100	1000



Heavy Mechanical Galvanized Washer Pins:

Item No.	Shank Length	Description	Box	Case
PD157-200WMG	2"	.300" dia. head, .157" dia. shank drive pins w/1" dia. metal round washer -	100	1000
PD157-212WMG	2-1/2"		100	1000
PD157-278WMG	2-7/8"	Heavy mechanical galvanized for pressure-treated wood	100	1000



Angle Clip Pins:

Item No.	Shank Length	Description	Box	Case
PD157-100C90	1"	With 90° angle clip	100	1000
PD157-100C90B			-	1000
PD157-114C90	1-1/4"		100	1000
PD157-114C90B			-	1000
PD157-78THC90	7/8"	With Top hat and 90° angle clip	100	1000
PD157-78THC90B			-	1000
PD157-78HNC	7/8"	With Top hat and Ninja Clip	100	1000
PD157-100HNC	1"		100	1000
PD157-114HNC	1-1/4"		100	1000



DRIVE PINS

.145" Dia. Shank Drive Pins



.300" Dia. Head, .145" Dia. Shank Drive Pins

Plain Pins:

Item No.	Shank Length	Description	Box	Case	Master Box
PD13F10K	1/2"	Knurled shank pin with flute	100	1000	5000
PD13PK	1/2"	Knurled shank pin with plastic washer	100	1000	5000
PD16F10K	5/8"	Knurled shank pin with flute	100	1000	5000
PD19F10	3/4"	Smooth shank pin with flute	100	1000	5000
PD19PFBL	3/4"	Pinch point track pin (black)	-	1000	5000
PD19FBLB	3/4"	Track pin (black) with flute/ bulk	-	1000	5000
PD19PFBLB	3/4"	Pinch point track pin (black)/ bulk	-	1000	5000
PD22F10	7/8"	Smooth shank pin with flute	100	1000	5000
PD25F10	1"		100	1000	5000
PD32F10	1-1/4"		100	-	1000
PD38F10	1-1/2"		100	-	1000
PD44F10	1-3/4"		100	-	1000
PD47F10	1-7/8"		100	-	1000
PD51F10	2"		100	-	1000
PD57F10	2-1/4"		100	-	1000
PD63F10	2-1/2"		100	-	1000
PD76F10	3"		100	-	1000



Heavy Mechanical Galvanized Drive Pins:

Item No.	Shank Length	Description	Box	Case
PD38FMG	1-1/2"	.300" dia. head, .145" dia. shank, drive pin, Heavy mechanical galvanized for pressure-treated wood	100	1000
PD51FMG	2"		100	1000
PD63FMG	2-1/2"		100	1000
PD76FMG	3"		100	1000




Collated Drive Pins:

Item No.	Shank Length	Description	Box	Case
PDC13K	1/2"	Knurled shank pin with plastic strip	100	1000
PDC19K	3/4"		100	1000
PDC19BLB	3/4"	Track pin (black) with plastic strip/bulk	-	1000
PDC19	3/4"		100	1000
PDC22	7/8"		100	1000
PDC27	1"		100	1000
PDC32	1-1/4"		100	1000
PDC37	1-1/2"		100	1000
PDC52	2"		100	1000
PDC62	2-1/2"		100	1000
PDC72	2-7/8"		100	1000




Washer Pins:

Item No.	Shank Length	Description	Box	Case
PDW19-19F10	3/4"	Pin with 3/4" diameter metal round washer	100	1000
PDW19-25F10	1"		100	1000
PDW25-19F10	3/4"	Pin with 1" diameter metal round washer	100	1000
PDW25-25F10	1"		100	1000
PDW25-32F10	1-1/4"		100	1000
PDW25-38F10	1-1/2"		100	1000
PDW25-51F10	2"		100	1000
PDW25-63F10	2-1/2"		100	1000
PDW25-76F10	3"		100	1000
PDW25-25F10C	1"	Contractor pin with 1" diameter metal round washer	100	1000
PDW25-32F10C	1-1/4"		100	1000
PDSW28-76F10	3"	Pin with 28mm dia. square metal washer	100	1000



Angle Clip Pins:

Item No.	Shank Length	Description	Box	Case
PDAC120-25F10	1"	Pin with 125° angle clip	100	1000
PDAC120-25F10B		Pin with 125° angle clip/Bulk	-	1000
PDAC120-32F10	1-1/4"	Pin with 125° angle clip	100	1000
PDAC120-32F10B		Pin with 125° angle clip/Bulk	-	1000
PDAC90-25F10	1"	Pin with 90° angle clip	100	1000
PDAC90-25F10B		Pin with 90° angle clip/Bulk	-	1000
PDAC90-32F10	1-1/4"	Pin with 90° angle clip	100	1000
PDAC90-32F10B		Pin with 90° angle clip/Bulk	-	1000
PDAC90-38F10	1-1/2"	Pin with 90° angle clip	100	1000



Available on Request

8mm Head, .157" Spiral Knurled Shank Drive Pins

Spiral Knurled Collated Pins:

Item No.	Shank Length	Description	Box	Case	Master Box
DNC157-34SK	3/4"	Knurled shank pin with plastic washer	100	1000	5000
DNC157-78SK	7/8"		100	1000	-
DNC157-100SK	1"		100	1000	-
DNC157-114SK	1-1/4"		100	1000	-
DNC157-112K	1-1/2"		100	1000	-
DNC157-158SK	1-5/8"		100	1000	-
DNC157-200SK	2"		100	1000	-

- Designed for fasteneing in both cocrete or steel.
- Compatible with Blue Point BP-361 tool and most other brand magazine tools.
- Also available as single pins (Box: 100; Case: 1000)



8mm Head, .145" Shank Drive Pins

Plain Pins:

Item No.	Shank Length	Description	Box	Case	Master Box
DN13P8K	1/2"	Kurled shank with plastic washer	100	1000	5000
DN16P8K	5/8"		100	1000	5000
DN19P8K	3/4"		100	1000	5000
DN22P8	7/8"	With plastic washer	100	1000	5000
DN27P8	1"		100	1000	-
DN32P8	1-1/4"		100	1000	-
DN37P8	1-1/2"		100	1000	5000
DN52P8	2"		100	1000	5000
DN62P8	2-1/2"		100	1000	5000
DN72P8	2-7/8"		100	1000	5000



Top Hat Pins:

Item No.	Shank Length	Description	Box	Case	Master Box
DNTH16P8K	5/8"	Knurled shank with plastic washer	100	1000	5000
DNTH22P8	7/8"	With plastic washer	100	1000	5000
DNTH25P8	1"		100	1000	-




Collated Drive Pins:

Item No.	Shank Length	Description	Box	Case
DNC13K	1/2"	Knurled shank with plastic strip	100	1000
DNC19K	3/4"		100	1000
DNC19	3/4"		100	1000
DNC22	7/8"	Smooth shank with plastic strip	100	1000
DNC27	1"		100	1000
DNC32	1-1/4"		100	1000
DNC37	1-1/2"		100	1000
DNC52	2"		100	1000
DNC62	2-1/2"		100	1000
DNC72	2-7/8"		100	1000



Angle Clip Pins:

Item No.	Shank Length	Description	Box	Case
DNACTH90-27P8	1"	With Top hat and 90° angle clip	100	1000
DNACTH90-32P8	1-1/4"	With Top hat and 90° angle clip	100	1000



.300" Dia. Head, .145" Dia. pin w/ Conduit Clip

Conduit Clip Pins:

Item No.	Shank Length	Description	Box	Case
CC25-P25	1"	With 1/4" conduit clip	100	1000
CC38-P25	1"	With 3/8" conduit clip	100	1000
CC50-P25	1"	With 1/2" conduit clip	100	1000
CC50-P32	1-1/4"		100	1000
CC75-P25	1"	With 3/4" conduit clip	50	500
CC75-P32	1-1/4"		50	500
CC100-P25	1"	With 1" conduit clip	50	500
CC100-P32	1-1/4"		50	500



Threaded Studs

1/4"-20 threaded studs:

Item No.	Thread Length	Shank Length	Description	Box	Case
M1/4-19-13D12K	3/4"	1/2"	With 1/2" plastic and metal washer	100	1000
M1/4-19-25D12		1"		100	1000
M1/4-19-32D12		1-1/4"		100	1000
M1/4PH-13-13F10	1/2"	1/2"	With .300" thread cap and rubber flute	100	1000
M1/4PH-13-25F10		1"		100	1000
M1/4PH-19-13F10K	3/4"	1/2"		100	1000
M1/4PH-19-25F10		1"		100	1000
M1/4PH-19-32F10		1-1/4"		100	1000



3/8" - 16 Threaded Studs:

Item No.	Thread Length	Shank Length	Description	Box	Case
M3/8-32-16F10K	1-1/4"	5/8"	With rubber flute	100	1000
M3/8-32-19F10K		3/4"		100	1000
M3/8-32-25F10		1"		100	1000
M3/8-32-32F10		1-1/4"		100	1000



Other Drive Pins

5.7mm Dia. Head, .145" Dia. Shank Drive Pins:

Item No.	Shank Length	Description	Box	Case	Master Box
NK16W12K	5/8"	With 1/2" metal washer	100	1000	5000
NK19W12K	3/4"		100	1000	5000
NK22W12K	7/8"		100	1000	5000
NK27W12	1"		100	1000	5000
NK32W12	1-1/4"		100	-	1000
NK37W12	1-1/2"		100	-	1000
NK42W12	1-5/8"		100	-	1000
NK52W12	2"		100	-	1000
NK57W12	2-1/4"		100	-	1000
NK72W12	2-7/8"		100	-	1000



Timber Clip Pin:

Item No.	Shank Length	Description	Box	Case
TBC250	2-1/2"	.312" Diameter Head, .172" diameter shank timber pin with 125° angle clip	100	1000



ANTFAST™ Drive Pins




Drive Pins:

Item No.	Shank Length	Description	Box	Case	Master Box
PD13PKE	1/2"	.300 head, .145" dia. shank, contractor knurled pin w/plastic washer	100	1000	5000
PD25F10E	1"	.300 head, .145" dia. shank, contractor pin w/flute	100	1000	5000
PD32F10E	1-1/4"		100	-	5000
PD38F10E	1-1/2"		100	-	5000
PD51F10E	2"		100	-	5000
PD63F10E	2-1/2"		100	-	5000
PD76F10E	3"		100	-	5000



Washer Pins:

Item No.	Shank Length	Description	Box	Case
PDW25-25F10E	1"	.300 head, .145" dia. shank, contractor pin w/1" washer	100	1000
PDW25-32F10E	1-1/4"		100	1000
PDW25-38F10E	1-1/2"		100	1000
PDW25-51F10E	2"		100	1000
PDW25-63F10E	2-1/2"		100	1000
PDW25-76F10E	3"		100	1000




Angle Clip Pins:

Item No.	Shank Length	Description	Box	Case
PDAC120-25F10E	1"	.300 head, .145" dia. shank, contractor pin with 125° angle clip	100	1000
PDAC120-32F10E	1-1/4"		100	1000
PD32CXE	1-1/4"	.300 head, .145" dia. shank, contractor pin w/XP clip	100	1000



	Item No.	Description
	GT-100L	Gas fastening tool



The BP Gas Tool takes up to **1-1/2"** pins and the fuel cell compatible with **Powers®, Ramset®, Simpson®**. Easy to operate and no special Licensing is required.

Features

- Fast: **40-pin** magazine and **1,200-shot** fuel cell for reduced loading time
- Easy to use: Automatic piston reset
- Easy open jam release door
- Portable: No hoses, cords, or external energy source required
- Convenient: Simple 2-step pin loading and open-blade guide-jam release
- Easy-load fuel compartment
- No possibility of firing with no pins – when tool is down to last 2 pins in the pin magazine a "lock off" occurs
- Ladder hook


Applications

- Acoustical
- Drywall
- Electrical
- Data Com
- General Purpose
- Framing
- Mechanical
- Residential

Tool Specs

- Tool dimensions: Length: **15"**, Width: **4.2"**
- Height: **14"**
 - Weight: **7.4 lbs**
 - Magazine capacity: **30**
 - Average number of fastens per fuel cell: **1,200**
 - Average number of fastens per battery charge: **3,300**
 - Average battery charge time: **2 hours**
 - Fastener type: Length – **1/2" to 1 1/2"**, Diameter – **.100" to .109"**


	Item No.	Description	Box	Case
--	----------	-------------	-----	------



PT13G	.106" Shank Dia., 1/2" shank length collated pin w/ fuel cell	1000	5000
PT19G	.106" Shank Dia., 3/4" shank length collated pin w/ fuel cell	1000	5000
PT25G	.106" Shank Dia., 1" shank length collated pin w/ fuel cell	1000	5000
PT38G	.106" Shank Dia., 1-1/2" shank length collated pin w/ fuel cell	1000	5000
PT12SG	.102"/.120" step shank, 1/2" shank length collated pin w/ fuel cell	1000	5000
PT34SG	.102"/.120" step shank, 3/4" shank length collated pin w/ fuel cell	1000	5000
PT100SG	.102"/.120" step shank, 1" shank length collated pin w/ fuel cell	1000	5000
PT114SG	.102"/.120" step shank, 1-1/4" shank length collated pin w/ fuel cell	1000	5000

All collated pins also fits most Powers®, Ramset®, Simpson® and other gas tools. Box includes **1000** pins + **1** fuel cell.

Accessories	Item No.	Description	Quantity
-------------	----------	-------------	----------



FC6

6" fuel cell

10pcs/ box,
100pcs/ case



FC6(2)

Blister packed 6" fuel cell

2pcs/ blister package,
12pcs/ box

▲ Available on Request



Nitro Ninja Fastening Tool



NT2001 on Pole

New Upgrade!
No Residue Build-up!

"Excellent holding values in hard concrete"

Special Features

- **No Lead**
- **Low Noise**
- **Low Failure Rate**
- No Piston
- Low Kickback
- Low Maintenance
- Narrow Profile
- Overhead (Ceilings) – Floor – Wall fastening
- High Pressure Concrete – Post Tension Slabs
- Pre-tied Wire – Straight Pins - Angle Clips
- Threaded Rod Clips – Conduit Clamps – Zip Tie Clips

Technical Data:

Weight: 3.25 lbs
Length: 16-3/4"
Fastener Type: Nitro Ninja pins;
 Pretied Wires with Nitro Ninja pins
Fastener Length: 3/4" – 1-7/8"

**PATENT
PENDING**

NT2001



NT2001 with Handle



NT2001 Kit

Item No.	Description	Quantity
NT2001	NT2001 Tool	1
NT2001-17	Handle	1
NT2001-18	Extension Pole	1




Item No.	Description
NJB1	Fastening tool bag w/ compartments & shoulder strap 16.5"x8.0"x9.0"

.300" Dia. Head, .157" Dia. Shank Nitro Ninja Drive Pins:

Plain Pins:

Item No.	Description	Jar/ Box	Case
PD157-12NB/ PD157-12NR	.157 dia. shank, 1/2" shank lgth nitro pin (black/ red)	500	-
PD157-34NB/ PD157-34NR	.157 dia. shank, 3/4" shank lgth nitro pin (black/ red)	500	5000
PD157-100NB/ PD157-100NR	.157 dia. shank, 1" shank lgth nitro pin (black/ red)	500	5000
PD157-114NB/ PD157-114NR	.157 dia. shank, 1-1/4" shank lgth nitro pin (black/ red)	500	5000
PD157-112NB/ PD157-112NR	.157 dia. shank, 1-1/2" shank lgth nitro pin (black/ red)	500	5000



Actual Embedment Pins:

Item No.	Description	Jar	Case
PD157-12AENB/ PD157-12AENR	.157 dia. shank, 1/2" shank lgth actual embedment nitro pin (black/ red)	500	5000
PD157-34AENB/ PD157-34AENR	.157 dia. shank, 3/4" shank lgth actual embedment nitro pin (black/ red)	500	5000
PD157-100AENB/ PD157-100AENR	.157 dia. shank, 1" shank lgth actual embedment nitro pin (black/ red)	500	5000
PD157-114AENB/ PD157-114AENR	.157 dia. shank, 1-1/4" shank lgth actual embedment nitro pin (black/ red)	500	5000
PD157-112AENB/ PD157-112AENR	.157 dia. shank, 1-1/2" shank lgth actual embedment nitro pin (black/ red)	500	5000



Angle Clip Pins:

Item No.	Description	Jar	Case
PD157-78HNCNB/ PD157-78HNCNR	.157 dia. shank, 7/8" shank lgth top hat nitro pin (black/ red) w/NJ clip	100	1000
PD157-100HNCNB/ PD157-100HNCNR	.157 dia. shank, 1" shank lgth top hat nitro pin (black/ red) w/NJ clip	100	1000
PD157-114HNCNB/ PD157-114HNCNR	.157 dia. shank, 1-1/4" shank lgth top hat nitro pin (black/ red) w/NJ clip	100	1000



Actual Embedment Angle Clip Pins:

Item No.	Description	Jar	Case
▲ PD157-78AEHNCNR	.157 dia. shank, 7/8" shank lgth top hat actual embedment nitro pin (red) w/NJ clip	100	1000
▲ PD157-100AEHNCNR	.157 dia. shank, 1" shank lgth top hat actual embedment nitro pin (red) w/NJ clip	100	1000
▲ PD157-114AEHNCNR	.157 dia. shank, 1-1/4" shank lgth top hat actual embedment nitro pin (red) w/NJ clip	100	1000



Conduit Clip Pins:

Item No.	Description	Jar	Case
PD157-100NR/CC38	3/8" conduit clip w/ .157" dia. shank, 1" nitro pin (red)	100	1000
PD157-100NR/CC50	1/2" conduit clip w/ .157" dia. shank, 1" nitro pin (red)	100	1000
PD157-100NR/CC75	3/4" conduit clip w/ .157" dia. shank, 1" nitro pin (red)	100	600
PD157-100NR/CC100	1" conduit clip w/ .157" dia. shank, 1" nitro pin (red)	100	600



Z Clip Pins:

Item No.	Description	Jar	Case
PD157-100NB/ZC25 / PD157-100NR/ZC25	1/4" thread Z clip w/.157" dia. shank, 1" nitro pin (black/ red)	100	1000



Pretied Wires with Nitro Ninja Pins:

Item No.	Description
Wxx+4/157-78HNCN	NJ clip w/.157" dia. shank, 7/8" shank lgth top hat nitro pin pretied 12 gauge wire of any length
Wxx+4/157-100HNCN	NJ clip w/.157" dia. shank, 1" shank lgth top hat nitro pin pretied 12 gauge wire of any length
Wxx+4/157-114HNCN	NJ clip w/.157" dia. shank, 1-1/4" shank lgth top hat nitro pin pretied 12 gauge wire of any length

▲ Available on Request

.27cal Powder Actuated Ceiling Tool BP-27C



*** Lightest Weight
Powder Actuated
Ceiling Tool
in the Market**




Overhead Hanging
Applications

Features and Benefits

- Slim tool. Fits in tight spaces.
- Automatic piston return.
- Easy to remove retention collar for cleaning.
- For use in Acoustical, Electrical and Mechanical overhead applications.
- Compatible with Bluepoint Ninja Pole System.
- Uses standard .27 cal. 10 shot strip loads.

Technical Data

Dimensions:	13-3/4" x 6" x 1-1/2"
Weight:	3.0lb
Fastener length:	1/2" - 1-1/4"
Load Type:	.27cal. (6.8 x 11mm) 10 strip loads
Power Level:	Brown/2, Green/3, Yellow/4, Red/5

	Item No.	Description
	BP-27C	.27cal. Strip powder actuated fastening ceiling tool.

Loads .27cal long strip loads




Item No.	Description
NJB1	Fastening tool bag w/ compartments & shoulder strap 16.5"x8.0"x9.0"

Fasteners & Assemblies

.300" Dia. Head (PD series), .157" & .145" Dia. Shank Drive Pins and Assemblies

8mm Head (DN series), .145" Dia. Shank Drive Pins and Assemblies



Light Weight Heavy Duty Multi-function Ceiling Poles

Item No.	Description	Adjustable length	Weight (Lbs)
PM48	• Light Weight Heavy duty adjustable multifunction ceiling pole (MAGNESIUM) w/ rubber grip	4' to 8'	2.5
PM412		4' to 12'	3.4
PM612		6' to 12'	3.4
PM618		6' to 18'	4.7
PM816		8' to 16'	4.2
PM824		8' to 24'	6.0



Light Weight Heavy Duty Multi-function Ceiling Poles

Highest Weight
Multi-Function
Acoustic Poles
in the Market

Features and Benefits:

- Stackable
- Fits Viper™ (I, II, III) , Sniper, Nitroset™ and Ninja forced entry ceiling tool systems
- Fits Viper™ IV with an NPA4 adapter (See page 16)
- Most trigger operated PAT tools can be utilized with push actuated saddle (See page 16)
- Multiple attachment configurations on the same pole makes you and your crew more productive

New

PATENTED

Item No.	Description	Adjustable length	Weight (Lbs)
PM48	• Light Weight Heavy duty adjustable multifunction ceiling pole (MAGNESIUM) w/ rubber grip	4' to 8'	2.5
PM412		4' to 12'	3.4
PM612		6' to 12'	3.4
PM618		6' to 18'	4.7
PM816		8' to 16'	4.2
PM824		8' to 24'	6.0

* All adapters have
3/4"-16 SAE threads



Lag-Pro Aluminum Poles

Features and Benefits:

- Used to install threaded rods, ceiling wires, jack chain, pretied wires etc. to a variety of ceiling structures
- Best cost performance in the market
- This pole can be stacked with our Multi-function ceiling pole

Item No.	Description	Adjustable length	Weight (Lbs)
P48L	• Lag-Pro Aluminum Adjustable Ceiling Pole • Directly comparable with all competitors tools and adapters	4' to 8'	3.5
P412L		4' to 12'	4.5
P612L		6' to 12'	4.5
P618L		6' to 18'	5.9
P816L		8' to 16'	7.4
P824L		8' to 24'	10.4



Acoustic Pole System Adapters



Adapter Kits



Item No.	Description	Include	Qty.
NPAK-1	Ninja Adapter Kit 1 includes the following: <ul style="list-style-type: none"> • Tie wire wedge anchor installer • Eye lag head • Pretied wire head • Hex drive adapter • Lock pin • Base attachment, 3/8" hex drive • Plastic case 	NPDA1 NPA1 NPA2 NPA3 NPLP NPBA2 NPAK-1C	1 1 1 1 1 1 1
Item No.	Description	Include	Qty.
NPAK-2	Ninja Adapter Kit 2 includes the following: <ul style="list-style-type: none"> • Tie wire wedge anchor Installer • Eye lag head • Pretied wire head • Hex drive adapter • Connection adapter for Viper 4™ • Drill chuck adapter • Lock pin • Base attachment, 3/8" hex drive • Plastic case 	NPDA1 NPA1 NPA2 NPA3 NPA4 NPA9 NPLP NPBA2 NPAK-2C	2 2 2 2 1 1 4 3 1



Item No.	Description
NJB1	Fastening tool bag w/ compartments & shoulder strap 16.5"x8.0"x9.0"

* All adapters have 3/4"-16 SAE threads

Adapters

Item No.	Description
NPA1	Eye lag head
NPA2	Pretied wire head adapter
NPA3	Hex drive adapter
NPA4	Connection adapter used with Viper 4™ PAT Tool
NPBA2	Base attachment, 3/8" hex drive
NPPCI	Purlin clip installation tool for PC25 and PCZ25 clips



Adapters

Item No.	Description
NPDA1	Tie Wire Anchor Installer
NPLP	Lock Pin
NPA9	Drill Chuck Adapter
NPAFT	PAT Pole Saddle Head 2 Fits to: <ul style="list-style-type: none"> • Blue Point® BP-301C, BP-302A, BP-303A, BP-361 • Hilti® DX35, DX350, DX351, DX2 • Simpson® PT-27 • Ramset® Cobra, R25 • Powers® P3500, PA3500, P35S, P3600



NPAFT

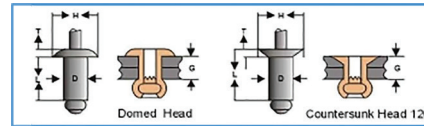


PATENT PENDING

RIVETS

Features and Benefits

- Quick and easy installation from one side of the workpiece
- Available in Dome or Countersunk Head
- Colored Head match to Pantone, RAL or sample color upon request



Item No.	Description	Diameter	Rivet Length	Bag	Box	Case
AA42WBULK	5052 Aluminum alloy Rivets with aluminum mandrels and WHITE colored Head	1/8"	0.275"	-	-	10000
AA42W1000			0.275"	-	1000	20000
AA42W100			0.275"	100	1000	12000
AA44WBULK			0.4"	-	-	10000
AA44W1000			0.4"	-	1000	20000
AA42B1000	5052 Aluminum alloy Rivets with aluminum mandrels and BLACK colored Head		0.275"	-	-	10000
AA42BBULK			0.275"	-	1000	20000
AA44BBULK			0.4"	-	-	10000
AA44B1000			0.4"	-	1000	20000

TEE-LOCATOR (Item# TL)



Fig. 2



Fig. 3

Instructions for use:

- TEE-LOCATOR is designed to be used with either 9/16" or 15/16" gridwork (Fig. 1.).
- Place the TEE-LOCATOR as shown in Fig. 2 or 3. The magnets will ensure that it sticks to the Gridwork. Be sure that the long leg is pointed to the wall to ensure it is at a 90 degree angle.
- The Cross-Tee will now be square to the wall and you can punch a hole through the Wall Angle and Cross-Tee before fastening it in place with a rivet.
- Remove TEE-LOCATOR from the Grid.

RIVETERS




HR-702
Hand Riveter (In 2 jaws)



HR-705
Hand Riveter (In 2 jaws)
(up to 3/16" for all material)



HR-708
Hand Riveter (In 3 jaws)
(up to 3/16" for all material)



PPK HD Punch Plier

▲ Available on Request

Exclusive manufacturer of both PAT and Gas tools for insulation fasteners

Tools

BP-361N




BP-303N



GT-120N



Compatible Insulation Materials



Powder Loads:

Item No.	Color	Power Level
27LS11L6	Black	6
27LS11L5	Red	5
27LS11L4	Yellow	4
27LS11L3	Green	3




.27 cal. Low Velocity Insulation Loads


IF60-125-158S



IF60-200-200S



IF60-400-200S



Insulation Washers:

	Item No.	Description	Insulation Thickness	Penetration Length	Bag	Case
For CONCRETE	IF60-125-158S	.300" Dia. head, .145"- .157" step shank pin with 60mm dia. insulation washer.	1"-1 1/4"	1"	50	1000
	IF60-150-158S		1 1/2"	1"	50	
	IF60-200-200S		2"	1"	50	900
	IF60-300-200S		3"	1"	50	600
	IF60-400-200S		4"	1"	50	500
	IF60-500-200S		5"	1"	25	300
For METAL	IF60-600-200S	.300" Dia. head, .157" knurled shank pin with 60mm dia. insulation washer(For metal studs, light metal frame etc.).	6"	1"	25	300
	IF60-125-158K		1"-1 1/4"	1"	50	1000
	IF60-150-158K		1 1/2"	1"	50	
	IF60-200-200K		2"	1"	50	900
	IF60-300-200K		3"	1"	50	600
	IF60-400-200K		4"	1"	50	500
	IF60-500-200K		5"	1"	25	400
	IF60-600-200K		6"	1"	25	300

PDIW36-38F10



* Metal Washer

PIWP112G




* Gray Plastic Washer

PIWP112W



* White Plastic Washer

Innovative Insulation Washers



* Can be expanded to 3-1/2" Dia.

Spiral Hidden Type

Slip On Diameter Extension Washer

Membrane Washer Pins:

Item No.	Description	Shank Dia.	Shank Length	Box	Case
PDIW36-38F10	.300" dia. head, .145" dia. shank drive pin w/ 36mm dia. metal round insulation washer	.145"	1-1/2"	100	1000
PDIW36-51F10		.145"	2"	50	500
PDIW36-63F10		.145"	2-1/2"	50	500
PDIW36-76F10		.145"	3"	50	500
PIWP112G	.300" dia. head, .145" dia. shank drive pin w/ 36mm dia. plastic round insulation washer	.145"	1-1/2"	100	1000
PIWP112W		.145"	1-1/2"	100	1000
PIWP212W		.145"	2-1/2"	100	1000

▲ Available on Request

Pretied Ceiling Wire

- ICC-ES ESR-1530 certified pins
- Meets or exceeds wire standards ASTM A641-92
- All wires are tied with the hospital wrap
- Tie requirement to ensure maximum holding power as dictated by building code
- Wire gauge: 8 thru 12 gauge
- Length: 2', 4', 6', 8', 10', 12', 14', 16', 18', 20' available
- Custom lengths also available
- Multiple wire termination options (see below)
- Wire can be purchased by:
 - a) Container for maximum savings
 - b) Bundles of 100pcs capped and wrapped securely
 - c) Master bundles of 20-100pc bundles
 - d) **Steel crates that are stackable**

Technical Data - 12 gauge wire		
Diameter	Tensile Range	Zinc Thickness
0.105"	75ksi max	≥25g/m2

Straight Cut Wires:



Coiled Wire:



Hospital Tied



8 & 9 Gauge Tied



12 Gauge Double Tied



Small bundle (Include 100pcs)



Master Bundle (Include 20 small bdl)



Steel Crate Quantity


Bundles / Steel crate	
Wire length 4"	160 bdl
Wire length 6"	140 bdl
Wire length 8"	120 bdl






















Wire Attachment Options: Custom tying to order.



Electric EZ wire tie machine:

	Part No.	Description	Box	Case
	TWM1A	Electric EZ wire tie machine/110V	1	1
	TWM3	Electric EZ wire tie machine/ 230V (for 8 and 9 gauge wire)	1	1



Wire Attachment Options

Product	Part No.	Description	Box	Case
	EL300W	3" wood eye lag wood screw/ plain	100	1000
	EL300WB	3" wood eye lag wood screw/ plain / Bulk	-	1000
	EL300WZ	3" wood eye lag wood screw/ white zinc	100	1000
	EL300WZB	3" wood eye lag wood screw/ white zinc / Bulk	-	1000
	EL400W	4" wood eye lag wood screw/ plain	100	1000
	EL400WB	4" wood eye lag wood screw/ plain / Bulk	-	1000
	EL500W	5" wood eye lag wood screw/ plain	100	1000
	EL500WB	5" wood eye lag wood screw/ plain / Bulk	-	1000
* 	EL75SD	2" overall lgth, 1/2" thread lgth, 3/4" from collar to drill point, yellow zinc self-drilling. Used for 16 to 22 gauge sheet metal.	100	1000
	EL75SDB	2" overall lgth, 1/2" thread lgth, 3/4" from collar to drill point, yellow zinc self-drilling. Used for 16 to 22 gauge sheet metal.	-	1000
	EL75SDZ	2" overall lgth, 1/2" thread lgth, 3/4" from collar to drill point, white zinc self-drilling. Used for 16 to 22 gauge sheet metal.	100	1000
	EL75SDZB	2" overall lgth, 1/2" thread lgth, 3/4" from collar to drill point, white zinc self-drilling. Used for 16 to 22 gauge sheet metal.	-	1000
*  5/16" BIG HOLE	EL75BSD	2" overall lgth, ~1/2" thread lgth, 3/4" from collar to self drill point, 5/16" Eye . Used for 16 to 22 gauge sheet metal.	100	1000
* 	EL150SP	2-3/4" overall lgth, ~1-1/2" thread lgth. Sharp point. Used for 20 to 22 gauge metal decking and also in wood applications.	100	1000
* 	EL200SD	3-1/4" overall lgth, ~1-3/4" threaded lgth, 2" from collar to drill point. Used for 16 to 22 gauge sheet metal.	100	1000
	EL100DSD	2-1/4" overall lgth, 1" from collar to drill point, Deep Drilling eye lag screw, Blue Ruspert finish . Extra Wide tool tip enables it to be used for up to 1/4" thick structural steel.	100	1000
	EL14114	2-1/2" overall length, Concrete Eye Lag Screw, Blue Ruspert finish . High-low thread , thread lgth 1-1/4".	100	1000
	TWA14214	1/4" x 2-1/4" Tie wire wedge anchor	100	1000
	TWA14218	1/4" x 2-1/8" Tie wire anchor	100	1000
▲ 	TWSA14214	1/4" x 2-1/4" Tie wire split drive anchor	100	1000
	HBC25	Hammer-on beam clamp (1/8" - 1/4")	100	1000
	HBC50	Hammer-on beam clamp (5/16" - 1/2")	100	1000
	PCZ25	Z-Purlin clip (1/8" - 1/4")	100	1000
	PC25	C-Purlin clip (1/8" - 1/4")	100	1000
	AC90	14 gauge 90 degree angle clip	100	1000
	AB90	12 gauge heavy duty clip, 90 degree	100	1000
	SP45	12 gauge heavy duty clip, 45 degree	100	1000





▲ Available on Request

* Bright Zinc Plating Available on Request

Toggle Bolts








Product	Item No.	Description	Weight Lbs./Case	Package
	TBA14414	1/4"-20 * 4-1/4" zinc plated toggle bolt, with 1-1/2" metal washer assembled	9.2	100 pcs/box, 6 boxes/carton
	TBSA14500	1/4"-20 * 5" zinc plated toggle bolt, with 1-1/2" metal washer & spring assembled	10.8	100 pcs/box, 6 boxes/carton

Wood Screws

Product	Item No.	Description	Box	Lbs./ Box	Case
	EL300W	3" eye lag wood screw/ plain	100	2.20	1000
	EL300WB	3" eye lag wood screw/ plain/ Bulk	-	-	1000
	EL300WZ	3" eye lag wood screw/ white zinc	100	2.20	1000
	EL300WZB	3" eye lag wood screw/ white zinc/ Bulk	-	-	1000
	EL400W	4" eye lag wood screw/ plain	100	2.98	1000
	EL400WB	4" eye lag wood screw/ plain/ Bulk	-	-	1000
	EL500W	5" eye lag wood screw/ plain	100	3.81	1000
	EL500WB	5" eye lag wood screw/ plain/ Bulk	-	-	1000





✱ **Bright Zinc Plating Available on Request**

Eye Lag Screws

Product	Item No.	Description	Box	Lbs./ Box	Case
	EL75SD	2" overall lgth, 1/2" thread lgth, 3/4" from collar to drill point, yellow zinc self-drilling. Used for 16 to 22 gauge sheet metal.	100	1.92	1000
	EL75SDB	2" overall lgth, 1/2" thread lgth, 3/4" from collar to drill point, yellow zinc self-drilling. Used for 16 to 22 gauge sheet metal.	-	-	1000
	EL75SDZ	2" overall lgth, 1/2" thread lgth, 3/4" from collar to drill point, white zinc self-drilling. Used for 16 to 22 gauge sheet metal.	100	1.92	-
	EL75SDZB	2" overall lgth, 1/2" thread lgth, 3/4" from collar to drill point, white zinc self-drilling. Used for 16 to 22 gauge sheet metal.	-	-	1000
 5/16" BIG HOLE	EL75BSD	2" overall lgth, ~1/2" thread lgth, 3/4" from collar to self drill point, 5/16" Eye . Used for 16 to 22 gauge sheet metal.	100	1.92	1000
	EL150SP	2-3/4" overall lgth, ~1-1/2" thread lgth. Sharp point. Used for 20 to 22 gauge metal decking and also in wood applications.	100	2.74	1000
	EL200SD	3-1/4" overall lgth, ~1-3/4" threaded lgth, 2" from collar to drill point. Used for 16 to 22 gauge sheet metal.	100	3.04	1000
	EL100DSD	2-1/4" overall lgth, 1" from collar to drill point, Deep Drilling eye lag screw, Blue Ruspert finish . Extra Wide tool tip enables it to be used for up to 1/4" thick structural steel.	100	2.20	1000
	EL14114	2-1/2" overall lgth, Concrete Eye Lag Screw, Blue Ruspert finish . High-low thread , thread lgth 1-1/4".	100	2.30	1000


✱ **Bright Zinc Plating Available on Request**

Super Screw for Concrete, Wood and Steel










Product	Item No.	Description	Box	Case
	2520RC150SP	1/4-20 rod coupling, point to collar 1-1/2" lgth, heat treated screw, non-detachable hex coupling	100	1000
	3816RC150SP	3/8-16 rod coupling, point to collar 1-1/2" lgth, heat treated screw, non-detachable hex coupling	100	1000
	2520RC75SD	1/4-20 rod coupling, point to collar 3/4" lgth, self-drilling, heat treated screw, 16 to 22ga. Sheet metal, non-detachable hex coupling	100	1000
	3816RC200SP	3/8-16 rod coupling with 2" sharp point screw,	100	1000

▲ **Available on Request**

Attachments

	Item No.	Description	Box	Lbs./Box
	BR10-75	Bridle Ring 10-24 X 3/4"	100	3.31
	BR10-200	Bridle Ring 10-24 X 2"	100	6.17
	BR25-125	Bridle Ring 1/4"-20 X 1-1/4"	100	7.28
	BR25-200	Bridle Ring 1/4"-20 X 2"	100	10.36



	Part No.	Description	Box	Lbs./Case	Case
	PC25	C-Purlin clip 1/8"-1/4"	100	5.60	1000
	PCZ25	Z-Purlin clip 1/8"-1/4"	100	4.20	1000
	HBC25	Hammer-on beam clip 1/8"-1/4"	100	3.03	1000
	HBC50	Hammer-on beam clip 5/16"-1/2"	100	3.58	1000
	BC50	Beam clamp w/ two 1/4"-20 holes, for flanges up to 1/2" thick	100	11.64	1000
	BCS50	Beam Clamp (Spring steel) w/ 1/4"-20 hole, for flanges up to 1/2" thick	100	5.19	1000
	PC25-EC25	1/8"-1/4" Purlin Clip w/ 1/4"-20 Eye Coupling	100	7.72	1000
	PC25-EC38	1/8"-1/4" Purlin Clip w/ 3/8"-16 Eye Coupling	100	11.55	1000
	PCZ25-EC25	1/8"-1/4" Z-Purlin Clip w/ 1/4"-20 Eye Coupling	100	6.33	1000
	HBC25-EC25	1/8"-1/4" Beam Clip w/ 1/4"-20 Eye Coupling	100	5.16	1000
	HBC50-EC25	5/16"-1/2" Beam Clip w/ 1/4"-20 Eye Coupling	100	5.71	1000
	BW25	Bat-Wing clip for 1/4" rod and 12 gauge wire	100	2.84	1000

	Part No.	Description	Box	Lbs./Case	Case
	ZC25-P32	Z clip (w/ 1/4" threaded hole) w/ .145" shank dia., 1-1/4" shank lgth. pin	100	4.41	1000
	ZC25-P157-100	Z clip (w/ 1/4" threaded hole) w/ .157" shank dia., 1" shank lgth. pin	100	4.41	1000
	ZC25	Z clip (w/ 1/4" threaded hole)	100	3.68	1000
	EC25-AC90	Eye Coupling (1/4"-20) with 90 degree angle clip	100	5.00	1000
	EC25-ACP32	Eye Coupling (1/4"-20) with 90 degree angle clip pin (.145 shank dia., 1-1/4" shank lgth.)	100	5.46	1000
	RH3	Dual thread rod hanger (1/4"-20 & 3/8"-16)	100	6.89	1000
	N100RH2	Dual thread rod hanger (1/4"-20 & 3/8"-16) w/ 1" lgth. shank NJ pin	100	8.20	1000
	N125SRH2	Dual thread rod hanger (1/4"-20 & 3/8"-16) w/ 1-1/4" shank lgth. NJ pin	100	8.33	1000
	PD157-100RH1	Dual thread rod hanger (1/4"-20 & 3/8"-16) w/ .157" shank, 1" lgth. pin	100	8.20	1000
	PD157-125RH1	Dual thread rod hanger (1/4"-20 & 3/8"-16) w/ .157" shank dia., 1-1/4" shank lgth. pin	100	8.32	1000
	EC25	Eye coupling 1/4"-20	100	2.12	1000
	EC38	Eye coupling 3/8"-16	100	5.95	1000
	AC90	14 gauge 90 degree angle clip	100	2.87	1000


▲ Available on Request

Rod Hangers



Part No.	Description	Box
THI4	Rod hanger for 1/4" threaded rod, with thread impression	100
THI6	Rod hanger for 3/8" threaded rod, with thread impression	100

Flange Mounted Conduit Clips



Part No.	Description	Box
HFC24CC6	3/8" MC/AC cable to 1/8" to 1/4" flange	100
HFC58CC6	3/8" MC/AC cable to 5/16" to 1/2" flange	100
HFC912CC6	3/8" MC/AC cable to 9/16" to 3/4" flange	100
HFC24CC812	1/2" or 3/4" hammer-on pipe clip for flanges 1/8"-1/4"	100
HFC58CC812	1/2" or 3/4" hammer-on pipe clip for flanges 5/16"-1/2"	100
HFC912CC812	1/2" or 3/4" hammer-on pipe clip for flanges 9/16"-3/4"	100
HFC24CC16	1" hammer-on Pipe clip for flange 1/8"-1/4"	100
HFC58CC16	1" hammer-on Pipe clip for flange 5/16"-1/2"	100
HFC912CC16	1" hammer-on Pipe clip for flange 9/16"-3/4"	100
HFC24CC20	1-1/4" hammer-on Pipe clip for flange 1/8"-1/4"	100
HFC58CC20	1-1/4" hammer-on Pipe clip for flange 5/16"-1/2"	100
HFC912CC20	1-1/4" hammer-on Pipe clip for flange 9/16"-3/4"	50
HFC24CC24	1-1/2" hammer-on Pipe clip for flange 1/8"-1/4"	50
HFC58CC24	1-1/2" hammer-on Pipe clip for flange 5/16"-1/2"	50
HFC912CC24	1-1/2" hammer-on Pipe clip for flange 9/16"-3/4"	50
HFC24CC32	2" hammer-on Pipe clip for flange 1/8"-1/4"	50
HFC58CC32	2" hammer-on Pipe clip for flange 5/16"-1/2"	50
HFC912CC32	2" hammer-on Pipe clip for flange 9/16"-3/4"	50



Part No.	Description	Box
HFC24	Hammer-on flange clip, FT 1/8" to 1/4", bottom mount	100
HFC58	Hammer -on flange clip, FT 5/16" to 1/2", bottom mount	100
HFC96	Hammer -on flange clip, FT 9/16" to 3/8", bottom mount	100



Part No.	Description	Box
HFC24S	Hammer-on flange clip with 1/4"x3/8" stud for 1/8-1/4" flanges	100
HFC58S	Hammer-on flange clip with 1/4"x3/8" stud for 5/16-1/2" flanges	100
HFC96S	Hammer-on flange clip with 1/4"x3/8" stud for 9/16-3/8" flanges	100

▲ Available on Request

HOOKS / HANGERS/ J-HOOKS

		          											
	Size	Part No.	Part No.	Part No.	Part No.	Part No.	Part No.	Part No.	Part No.	Part No.	Part No.	Part No.	Part No.
	3/4"	JH75	JH75-BW25	JH75-PC	JH75-PCZ	JH75-HBC25	JH75-HBC50	JH75-BCS	JH75-BC	JH75-BCAC	JH75-PDAC	JH75-AC	JH75-EC
	1-5/16"	JH131	JH131-BW25	JH131-PC	JH131-PCZ	JH131-HBC25	JH131-HBC50	JH131-BCS	JH131-BC	JH131-BCAC	JH131-PDAC	JH131-AC	JH131-EC
	2"	JH200	JH200-BW25	JH200-PC	JH200-PCZ	JH200-HBC25	JH200-HBC50	JH200-BCS	JH200-BC	JH200-BCAC	JH200-PDAC	JH200-AC	JH200-EC
	Size	Part No.	Part No.	Part No.	Part No.	Part No.	Part No.	Part No.	Part No.	Part No.	Part No.	Part No.	Part No.
	1"	PH100	PH100-BW25	PH100-PC	PH100-PCZ	PH100-HBC25	PH100-HBC50	PH100-BCS	PH100-BC	PH100-BCAC	PH100-PDAC	PH100-AC	PH100-EC
	2"	PH200	PH200-BW25	PH200-PC	PH200-PCZ	PH200-HBC25	PH200-HBC50	PH200-BCS	PH200-BC	PH200-BCAC	PH200-PDAC	PH200-AC	PH200-EC
	3"	PH300	PH300-BW25	PH300-PC	PH300-PCZ	PH300-HBC25	PH300-HBC50	PH300-BCS	PH300-BC	PH300-BCAC	PH300-PDAC	PH300-AC	PH300-EC



▲ Available on Request

▲ Conduit Clip



Conduit clip, 1/2" to 3/4" Max load Vertical 100lbs. Horizontal 25lbs.

Part No.	Description	Box	Case
CC50	1/2" Conduit clamp	100	1000
CC75	3/4" Conduit clamp	100	1000
CC100	1" Conduit clamp	100	1000
CC125	1-1/4" Conduit clamp	100	1000
CC150	1-1/2" Conduit clamp	100	1000
CC200	2" Conduit clamp	100	1000

▲ Conduit Clip w/ Pin



For use with powder actuated tools
Clip sizes from 1/2" to 1"

Part No.	Shank Lgth	Description	Box	Case
CC50-P25	1"	Conduit clip (1/2") w/ .300" head, .145" shank dia. pin	100	1000
CC50-P32	1-1/4"		100	1000
CC75-P25	1"	Conduit clip (3/4") w/ .300" head, .145" shank dia. pin	50	500
CC75-P32	1-1/4"		50	500
CC100-P25	1"	Conduit clip (1") w/ .300" head, .145" shank dia. pin	50	500
CC100-P32	1-1/4"		50	500
CC25-P25	1"	Conduit clip (1/4") w/ .300" head, .145" shank dia. pin	100	1000
CC38-P25	1"	Conduit clip (3/8") w/ .300" head, .145" shank dia. pin	100	1000
CC75-DN25	1"	Conduit clip (3/4") w/ 8mm head, 3.7mm(.145") shank dia. pin	50	500


▲ Pencil Rod



Diameter 1/4"
Additional diameters and lengths available

Part No.	Description	Bundle	Pallet
PR25-4	Pencil rod 1/4" x 4'	100	TBD
PR25-6	Pencil rod 1/4" x 6'	100	TBD
PR25-8	Pencil rod 1/4" x 8'	100	TBD
PR25-10	Pencil rod 1/4" x 10'	100	TBD
PR25-12	Pencil rod 1/4" x 12'	100	TBD

▲ Threaded Rod





All threaded rods, diameter 1/4", 3/8", 1/2", 5/8", 3/4", 7/8", 1" are available
All lengths are available

Part No.	Description	Bundle	Pallet
TR25-4	Threaded rod/ All thread 1/4" x 4'	100	TBD
TR25-6	Threaded rod/ All thread 1/4" x 6'	100	TBD
TR25-8	Threaded rod/ All thread 1/4" x 8'	100	TBD
TR25-10	Threaded rod/ All thread 1/4" x 10'	100	TBD
TR25-12	Threaded rod/ All thread 1/4" x 12'	100	TBD

▲ Available on Request





Concrete Screws

- Available in 1/4" and 3/16" diameter
- No insert required
- Removable fastener
- Can be used in pressure treated lumber
- Available in either Philips head or hex head length up to 6"

	Item No.	Description	Size	Box	Case
	CSF316114	Philips flat head concrete screw	3/16" x 1-1/4"	100	1000
	CSF316214		3/16" x 2-1/4"	100	1000
	CSF316334		3/16" x 3-3/4"	100	1000
	CSF14114		1/4" x 1-1/4"	100	1000
	CSF14134		1/4" x 1-3/4"	100	1000
	CSF14214		1/4" x 2-1/4"	100	1000
	CSF14234		1/4" x 2-3/4"	100	1000
	CSF14314		1/4" x 3-1/4"	100	1000
	CSF14334		1/4" x 3-3/4"	100	1000
	CSF14400		1/4" x 4"	100	1000
	CSH316114	5/16" Hex head	3/16" x 1-1/4"	100	1000
	CSH316214		3/16" x 2-1/4"	100	1000
	CSH316334		3/16" x 3-3/4"	100	1000
	CSH14114		1/4" x 1-1/4"	100	1000
	CSH14134		1/4" x 1-3/4"	100	1000
	CSH14214		1/4" x 2-1/4"	100	1000
	CSH14234		1/4" x 2-3/4"	100	1000
	CSH14314		1/4" x 3-1/4"	100	1000
	CSH14334		1/4" x 3-3/4"	100	1000
	CSH14400		1/4" x 4"	100	1000




Mechanical Anchors

Available in several designs for the best solution for your fastening requirements.


	Item No.	Description	Size	Box	Case
	SLA38178	Sleeve anchor hex nut	3/8" x 1-7/8"	50	500
	SLA38300		3/8" x 3"	50	400
	SLA12214		1/2" x 2-1/4"	25	250
	SLA12234		1/2" x 2-3/4"	25	250
	SLA12300		1/2" x 3"	25	200
	DIA1258200	Drop in anchor	1/2" x 5/8" x 2"	50	500
	DIA1258200T	Drop in anchor, w/ 1 tool/box	1/2" x 5/8" x 2"	50	500
	DIA38121916	Drop in anchor	3/8" x 1/2" x 1-9/16"	50	500
	DIA38121916T	Drop in anchor, w/ 1 tool/box	3/8" x 1/2" x 1-9/16"	50	500
	TWA14214	Tie wire wedge anchor	1/4" x 2-1/4" (overall)	100	1000
	TWA14218		1/4" x 2-1/8" (overall)	100	1000
	TWSA14214	Tie wire spike anchor	1/4" x 2-1/4"	100	1000

▲ Available on Request

Mechanical Anchors

	Item No.	Description	Size	Box	Case
	WA38214	Wedge anchor	3/8" x 2-1/4"	50	500
	WA38234		3/8" x 2-3/4"	50	400
	WA38300		3/8" x 3"	50	400
	WA38312		3/8" x 3-1/2"	50	300
	WA38334		3/8" x 3-3/4"	50	300
	WA38500		3/8" x 5"	50	250
	WA38612		3/8" x 6-1/2"	50	250
	WA38800		3/8" x 8"	50	250
	WA12234		1/2" x 2-3/4"	25	200
	WA12334		1/2" x 3-3/4"	25	150
	WA12414		1/2" x 4-1/4"	25	150
	WA12412		1/2" x 4-1/2"	25	150
	WA12512		1/2" x 5-1/2"	25	150
	WA12700		1/2" x 7"	25	150
	WA12812		1/2" x 8-1/2"	10	30
	WA121000		1/2" x 10"	10	30
	WA121200		1/2" x 12"	10	30
	WA58312		5/8" x 3-1/2"	10	100
	WA58412		5/8" x 4-1/2"	10	100
	WA58500		5/8" x 5"	10	100
	WA58600		5/8" x 6"	10	50
	WA58700		5/8" x 7"	10	30
	WA58812		5/8" x 8-1/2"	10	30
	WA581000		5/8" x 10"	10	30
	WA581200		5/8" x 12"	10	30
	WA34414		3/4" x 4-1/4"	10	60
	WA34434		3/4" x 4-3/4"	10	60
	WA34512		3/4" x 5-1/2"	10	50
	WA34614		3/4" x 6-1/4"	10	30
	WA34700		3/4" x 7"	10	30
	WA34812		3/4" x 8-1/2"	10	30
	WA341000		3/4" x 10"	10	30
	WA341200		3/4" x 12"	10	30
	NIZ1434	Zamac nail drive anchor	1/4" x 3/4"	100	1000
	NIZ31678		3/16" x 7/8"	100	1000
	NIZ14100		1/4" x 1"	100	1000
	NIZ14114		1/4" x 1-1/4"	100	1000
	NIZ14112		1/4" x 1-1/2"	100	1000
	NIZ14200		1/4" x 2"	100	1000
	NIZ14212		1/4" x 2-1/2"	100	1000
	NIZ14300		1/4" x 3"	100	1000
	NIP14100	Plastic nail in anchor	1/4" x 1"	100	1000
	NIP14114		1/4" x 1-1/4"	100	1000
	NIP14112		1/4" x 1-1/2"	100	1000
	NIP14200		1/4" x 2"	100	1000
	NIP14212		1/4" x 2-1/2"	100	1000

Masonry Drill



**ISO
ANSI**

Description

Shank: Cylindrical Shank, Reduced.

Precision: Squared tip for a better centering.


Long lasting: High grade carbide for a longer lasting drill bit.

Finishing: New anti-rust finishing.

Speed: Deeper grooves that improve the evacuation of dust and making more efficient the hammer drill.

Norms: ANSI - NF ISO 5468 - DIN 8039

APPLICATION



Concrete	★★★★
Stone	★★★
Quarry	★★
Granite	★
Masonry	★★★★
Bricks	★★★★


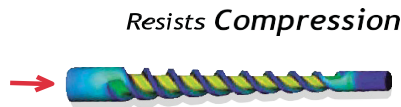
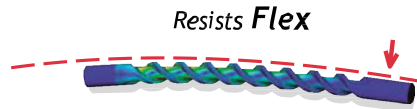


Part No.	Type	Description	Box
DS183	STD	X'tra masonry drill bit zinc plated 1/8" x 3"	10
DS5166	STD	X'tra masonry drill bit zinc plated 5/16" x 6"	10
DS384	STD	X'tra masonry drill bit zinc plated 3/8" x 4"	10
DS386	STD	X'tra masonry drill bit zinc plated 3/8" x 6"	10
DS3812	STD	X'tra masonry drill bit zinc plated 3/8" x 12"	10
DS126	STD	X'tra masonry drill bit zinc plated 1/2" x 6"	10
DS1212	STD	X'tra masonry drill bit zinc plated 1/2" x 12"	10

SDS plus premium

The **D^{MAXX}** Advantage

- SDS+
- 2 Cutting edges
- 4 Lateral supports
- Tungsten Carbide
- Self-centering point
- Chiseling effect



SDS+



Quatro^{MAXX} STOP



Adapt^{MAXX}



Research and Development

► More Material

Flex exerted in the lower section of a drill bit is the most likely destructive factor. The progressive core of the spiral adds material and increases the rigidity in this area which is subjected to extreme pressure

► Anti-Blocking System

2 asymmetric cutting edges reduce the risk of blockage when in use on a particularly hard aggregate, or on rebar. The progressive core and the roundness of the flute allow optimal removal of dust and eliminates any risk of blocking due to dust accumulation

► Heat Treatment

The hardness of concrete combined with the power of the drill unit to create compression. The heat treatment of the body allows the energy of the drill to be concentrated on the tungsten carbide tip (while absorbing shock waves).

Part No.	Description	Qty.
DX144	SDS plus premium 2 cutting edges 1/4" x 4"	Each
DX146	SDS plus premium 2 cutting edges 1/4" x 6"	Each
DX148	SDS plus premium 2 cutting edges 1/4" x 8"	Each
DX386	SDS plus premium 2 cutting edges 3/8" x 6"	Each
DX388	SDS plus premium 2 cutting edges 3/8" x 8"	Each
DX3812	SDS plus premium 2 cutting edges 3/8" x 12"	Each
DX128	SDS plus premium 2 cutting edges 1/2" x 8"	Each
DX1212	SDS plus premium 2 cutting edges 1/2" x 12"	Each
DX586	SDS plus premium 2 cutting edges 5/8" x 6"	Each
DX588	SDS plus premium 2 cutting edges 5/8" x 8"	Each
DX5812	SDS plus premium 2 cutting edges 5/8" x 12"	Each

Part No.	Description	Qty.
QX381116	3/8" X 1-1/16" QMAX	Each
QX121316	1/2" X 13/16" QMAX	Each
QX121116	1/2" X 1-11/16" QMAX	Each
QX581316	5/8" X 1-3/16" QMAX	Each
QX582116	5/8" X 2-1/16" QMAX	Each

Part No.	Description	Qty.
AXSP2SDS	Spline to SDS Adapters	Each
AXSDS2SDSP	SDSMAX to SDS PLUS Adapter	Each

Heavy Duty - Dump Carts

- Powder coated steel frame.
- Heavy duty Swivel Casters.
- In-line HD bearings.
- Seamless one-piece molded truck bodies.
- Easy to clean.
- Easily passes through commercial and residential doorways and onto elevators.
- Dumping can be done by one person.
- Inset wheels protect walls, fixtures.

HDDC50

**"850 lb
Capacity"**



HDDC100

**"1,250 lb
Capacity"**



1/2 Yard Dump Cart

Item No.	Description
HDDC50	1/2 yard cart (complete kit/ no lid)
HDDC50-1	1/2 yard lid
HDDC50-2	1/2 yard rear steel wheel, a pair
HDDC50-3	1/2 yard front swivel caster wheel, a pair
HDDC50-4	1/2 yard powder coated steel frame
HDDC50-5	1/2 yard dump cart tub
HDDC50-6	1/2 yard Handle

1 Yard Dump Cart

Item No.	Description
HDDC100	1 yard cart (complete kit/ no lid)
HDDC100-1	1 yard lid
HDDC100-2	1 yard rear steel wheel, a pair
HDDC100-3	1 yard front swivel caster wheel, a pair
HDDC100-4	1 yard powder coated steel frame
HDDC100-5	1 yard dump cart tub
HDDC100-6	1 yard Handle

Lid "optional"

Features and Benefits of Service Carts:

- For transporting equipment, tools and heavy loads in any environment.
- Tough enough for material handling and maintenance.
- Built-in storage bin in handle, perfect way to store small parts.
- Sturdy structure foam construction, won't rust, dent, chip or peel.
- Rounded corners protect walls and furniture.
- Disassembled for shipping, assembly instruction is included.

SC4425



"500 lb Capacity"

SC4425 Cart

- Size: L 43.1" x W 24.6" x H 38.1"(Handle Height).
- Loading Capacity: 500Lbs.
- Caster Size: 5" x 1-1/4".
- Caster Qty: 2 rigid + 2 swivel.
- Net Weight: 44 Lbs.

Item No.	Description
SC4425	Service cart L 43.1" x W 24.6" x H 38.1"(Handle Height)

Armors Shown Below Are Available

SC4425AR



SC4425-A



SC4425AR = SC4425 Cart + SC4425-A Armor

SC4425-A Armor (Cart not included)

- Fits SC4425 Cart
- Can be locked with a padlock (Not included)
- Net Weight: 29 Lbs.
- Size: L 36" x H 23" x W 2"

SC4425-EZA



SC4425-EZA Armor (Cart not included)

- Fits SC4425 Cart
- Easy and fast install. No tools required.
- Also fits: Rubbermaid® FG452088BLA cart and Sur-Pro® 4426 Series carts and various other carts.
- Can be locked with a padlock (Not included)
- Net Weight: 37 Lbs.
- Size: L 36" x H 23" x W 2"

SC4217



"500 lb Capacity"

- Size: L 41.3" x W 16.7" x H 34.6" (Handle Height).
- Loading Capacity: 500Lbs.
- Caster Size: 5" x 1-1/4".
- Caster Qty: 2 rigid + 2 swivel.
- Caster Material: TPR (Thermo-Plastic-Rubber).
- Cart Material: PP.
- Color: Grey.
- Net Weight: 30.8 Lbs.

Item No.	Description
SC4217	Service cart L 41.3" x W 16.7" x H 34.6"(Handle Height)

Hybrid PU Polymer Air Hose



Features and Benefits:

- Temperature Range: -58°F to 248°F
- UV stabilized for long service life
- Tough and resistant to constant flexing
- Extremely flexible making it easier to rewind
- Translucent orange, allowing easy visual inspection for lubrication or contamination in the field
- Up to 50% lighter than regular rubber hose

- Extreme abrasion resistant
- Retains flexibility in subzero (-50 °F) temperature
- Resistant to oils and greases
- Resistant to chemicals; Non-marring outer coating
- Cover & Tube: Premium hybrid PU polymer
- Interlayer: Reinforced polyester



Item No.	Description
PNV14100RC/3	1/4" x 100' air hose, W.P. 300psi
PNV38100RC/6	3/8" x 100' air hose, W.P. 600psi

Jack Hammer Hose

Features and Benefits:

- Nitrile construction, crimped sleeve crowfeet (Chicago Style)
- Working pressure: 300psi
- Burst pressure: 1200psi
- Safety factor: 4:1

- Nitrile tube and cover compound along with polyester braided reinforcement add up to a highly abrasion and oil resistant hose providing a long service life
- Temperature range: -40°F to +210°F



Item No.	Description
N3450JC20300	I.D. 3/4" x 50' Jack Hammer hose w/ crimped sleeve crowfeet
N34100JC20300	I.D. 3/4" x 100' Jack Hammer hose w/ crimped sleeve crowfeet

Industry Grade NBR Water Hose

Features and Benefits:

- Nitrile rubber water hose is of excellent cracking and abrasion resistance. Ideal for construction as well as farm and ranch watering applications
- 250psi W.P. with 4:1 safety factor
- Very durable and flexible, lays flat, zero memory

- Cold weather resistance up to -22°F, handles hot water up to 180°F, 30% lighter than regular rubber hose
- Kink resistant under pressure
- Easy coiling after use



Item No.	Description
WR5825	5/8" x 25' heavy-duty contractor water hose
WR5875	5/8" x 75' heavy-duty contractor water hose
WR58100	5/8" x 100' heavy-duty contractor water hose

NOTES

[illegible]



Contact:

Chino, CA

14728 Yorba Court
Chino, CA 91710, USA
Phone: +1 877-779-2583
Fax: +1 866-672-9402
E-mail: info@bpfasteners.com

Dallas, TX

10203 Corkwood Road
Dallas, TX 75238, USA
Phone: +1 214-238-0441
E-mail: info@bpfasteners.com

Tijuana, Mexico

Paseo Aguila Azteca 20051
Plataforma 2 Nave 12
Fraccionamiento El Aguila
Tijuana, Baja California 22215, Mexico
Phone: +52 664-207-9999
E-mail: ventasmx@bpfasteners.com

Guadalajara, Mexico

Av. Moctezuma Num 246 Col. Cd del Sol
Zapopan, Jal. Mexico 45050
Phone: +52 334-348-7196
E-mail: jc@bpfasteners.com

Our Brands:

