

EXCLUSIVE TO BLUEPOINT

BPCAN V12026

DIRECT FASTENING

- POWDER ACTUATED
- GAS ACTUATED



ACOUSTIC INSTALLATION

- HANGING TOOLS ADAPTERS
- HANGING WIRES
- RIVETS RIVETORS



INSULATION FASTENING

- TOOLS
- INSULATION FASTENERS




DATA COM INSTALLATION

- HOOKS
- HANGERS
- HANGING RODS



FASTENERS

- EYE SCREWS
- CONCRETE SCREWS
- SUPER SCREWS
- RIVETS



ANCHORS & DRILL BITS

- ANCHORS
- DRILL BITS



SERVICES

- STRAIGHTCUT WIRE
- PRETIED CEILING WIRE
- WIRE ATTACHMENT OPTION
- CUSTOM CUT WIRE LENGTHS



GAS TOOLS

- PINS FOR CONCRETE
- PINS FOR STEEL



JOBSITE EQUIPMENT

- DUMP CARTS
- SERVICE/UTILITY CARTS



COMPANY PROFILE

WHO IS BLUEPOINT FASTENERS?

At BluePoint Fasteners, we engineer high-performance fastening solutions to enhance efficiency, safety, and durability on job sites. From concrete and steel anchoring to acoustical and electrical hanging systems, our innovative products help professionals work faster, safer, and smarter.

We are committed to pushing the boundaries of fastening technology, helping engineers, contractors, and builders save time and costs on every project.



Stronger Holds.



Faster Installs.



Smarter Engineering.

WHAT MAKES BLUE POINT FASTENERS DIFFERENT?

Trusted by Industry Leaders.

Innovative, High-Performance Solutions.

Designed for the Most Demanding Applications.

- ✔ A Leading Manufacturer of Pre-Tied Hanging Wire in the U.S.
- ✔ No-Lead Direct Fastening – A Cleaner, Safer Solution.
- ✔ Quiet Direct Fastening – Reduce Noise, Maintain Power.
- ✔ Post-Tension & High-Pressure Slab Fastening – Exceptional Durability.
- ✔ Magnesium Multi-Function Ceiling Poles – Lighter, Stronger, More Versatile.
- ✔ Custom Acoustic Hanging Solutions – Tailored to Your Needs.
- ✔ Low Voltage & Datacom Hanging – Built for Modern Infrastructure.



OUR EXPERTISE:



















1. Advanced Product Development & Manufacturing
2. Powder, Gas & Nitrocellulose Actuated Fastening Systems
3. Acoustic & Electrical Hanging Solutions
4. Concrete & Steel Fastening Technologies
5. Jobsite Equipment & Tools



Trusted by professionals worldwide, Blue Point Fasteners delivers solutions that power success.



TABLE OF CONTENTS

	POWDER ACTUATED TOOLS (PAT)	2-4
	POWDER LOADS	5
	DRIVE PINS	6-10
	GAS TOOLS/ GAS PINS/ FUEL CELL	11
	NITRO NINJA TOOL, PINS & CLIPS	12-13
	BP-27C POWDER ACTUATED TOOL	14
	NINJA ACOUSTIC POLE ADAPTER SYSTEMS	15-16
	RIVETS/ RIVETERS	17
	INSULATION TOOL/ PINS/ WASHERS	18
	WIRE HANGING SYSTEMS	19-20
	TOGGLE BOLTS/ SCREWS	21
	HOOKS/ HANGERS	22-25
	J HOOKS	24
	ANCHORS/ CONCRETE SCREWS	26-27
	DRILL BITS	28-29
	DUMP CARTS	30
	SERVICE CARTS	31
	AIR & WATER HOSES	32

BP-361

.27cal Automatic Powder Actuated Tool



Technical Data

Dimensions: 16-1/8" x 2-1/8" x 6.1/2"
Weight: 5.0lb
Fastener Type: Flat & dome head pins or threaded studs
Fastener length: 1/2" - 1-7/8"
Load Type: .27cal. (6.8 x 11mm) strip loads



Applications and Advantages

- Commercial and residential construction
- Drywall track
- Conduit clips fastening
- Electrical fixtures
- Duct straps
- Wood to steel
- Wood to concrete
- Metal track
- Concrete forming
- Door frames
- Perimeter plates
- Furring Channel
- Brick Ties
- Automatic piston return and powder loads advance
- Variable level adjustment
- Reduces noise level

BP-361M

.27cal Automatic Tool w/ Magazine



Technical Data

Dimensions: 16-1/4" x 2-1/8" x 8-3/4"
Weight: 5.4lb (with magazine)
Fastener Type: Flat and dome collated pins
Fastener length: 1/2" - 1-1/4"
Load Type: .27cal. (6.8 x 11mm) strip loads



Applications and Advantage

- Commercial and residential construction
- Drywall track
- Electrical fixtures
- Duct straps
- Wood to steel
- Wood to concrete
- Metal track
- Concrete forming
- Door forming
- Perimeter plates
- Furring channel
- Brickties
- Automatic piston return
- Automatic pins and powder loads advance
- Variable level adjustment
- Reduces noise level

BP-302A

.27cal Noise Canceling Semi-Automatic Powder Actuated Tool w/ Power Adjuster



Technical Data

Weight: 5.5 lbs **Length:** 13-3/4"
Pin Type: .300" / .315" / 8mm head pin, 1/4" - 20 threaded stud
Pin Length: 1/2" to 2-1/2" total length
Load Type: .27cal. 10 load strip.



Advantages:

- Adjustable power levels
- Very low noise
- Shoots up to full 2-1/2" pins
- High strength durable piston

Applications:

- Concrete forming
- Wood to concrete/steel
- Electrical fixture to concrete/ steel
- Conduit clip to concrete
- Commercial & residential construction

Suitable Base Materials:

- Normal-weight concrete
- Concrete masonry
- Steel

BP-301C

.27cal Semi-Automatic Powder Actuated Tool



Technical Data

Weight: 5 lbs **Length:** 13-5/8"
Pin Type: .300" / .315" / 8mm head pin, 1/4" - 20 threaded stud
Pin Length: 1/2" to 2-1/2" total length
Load Type: .27cal. 10 load strip.



Advantages:

- Most popular and reliable tool in the market
- Most parts inter-changeable with other brand tools

Applications:

- Concrete forming
- Wood to concrete/steel
- Electrical fixture to concrete/ steel
- Conduit clip to concrete
- Commercial & residential construction

Suitable Base Materials:

- Normal-weight concrete
- Concrete masonry
- Steel

BP-303A

.27cal Semi-Automatic Powder Actuated Tool w/ Power Adjuster



Technical Data

Weight: 5 lbs **Length:** 14"
Pin Type: .300" / .315" / 8mm head pin, 1/4" - 20 threaded stud
Pin Length: 1/2" to 3" total length
Load Type: .27cal. 10 load strip.



Advantages:

- Adjustable power levels
- Shoots up to full 3" pins
- High strength durable piston
- Protective rubber front barrel sleeve for user protection

Applications:

- Concrete forming
- Wood to concrete/steel
- Electrical fixture to concrete/ steel
- Conduit clip to concrete
- Commercial & residential construction

Suitable Base Materials:

- Normal-weight concrete
- Concrete masonry
- Steel


BP-307S

.22cal Single Shot Powder Actuated Tool



Technical Data

Weight: 4.2 lbs **Length:** 13-3/4"
Pin Type: .300" / .315" / 8mm head pin,
 1/4" - 20 threaded stud
Pin Length: 1/2" to 3" total length
Load Type: .22cal. neck down single shot



Advantages:

- Light Weight Durable Design w/ Rubber Cushion Grip
- Automatic Cartridge Ejection
- Replaceable Piston Buffer for Overdrive Protection
- Replaceable Piston and Piston Stop Guide
- Meets or Exceeds OSHA/ ANSI A 10.3/ PATMI Safety Standards

Applications:

- Conduit clip to concrete/ Steel
- Drywall Track to Concrete/ Steel
- Electrical fixture to Concrete/ Steel
- Wood Furring Strips/ Perimeter Plates to Concrete
- Wood Framing Plates to Steel
- Hooks, Hangers and Cable ties to Concrete/ Steel

Suitable Base Materials:

- Normal-weight concrete
- Concrete masonry
- Steel

BP-307

.22cal Single shot Powder Actuated Tool



Technical Data

Weight: 4 lbs **Length:** 13.19"
Pin Type: .300" / .315" / 8mm head pin,
 1/4" - 20 threaded stud
Pin Length: 1/2" to 3" total length
Load Type: .22cal. neck down load.



Applications:

- Track to floor
- Wood to concrete/steel
- Electrical fixture to concrete/ steel
- Conduit clip to concrete
- Commercial & residential construction

Suitable Base Materials:

- Normal-weight concrete
- Concrete masonry
- Steel

BP-H01

.22cal Single Shot Hammer Activated Tool



Technical Data

Weight: 2.2 lbs **Length:** 13-9/16"
Pin Type: .300" / .315" / 8mm head pin,
 1/4" - 20 threaded stud
Pin Length: 1/2" to 3" total length
Load Type: .22cal. neck down single shot



Advantages:

- Light Weight Durable Design w/ Rubber Cushion Grip
- Automatic Cartridge Ejection
- Replaceable Piston Buffer for Overdrive Protection
- Replaceable Piston and Piston Stop Guide
- Meets or Exceeds OSHA/ ANSI A 10.3/ PATMI Safety Standards

Applications:

- Conduit clip to concrete/ Steel
- Drywall Track to Concrete/ Steel
- Electrical fixture to Concrete/ Steel
- Wood Furring Strips/ Perimeter Plates to Concrete
- Wood Framing Plates to Steel
- Hooks, Hangers and Cable ties to Concrete/ Steel

Suitable Base Materials:

- Normal-weight concrete
- Concrete masonry
- Steel





*Enhanced strips are good for heavy duty and full automatic fastening tools




Model No.	Package/Qty	Size	Description	Color	Power	Power Level
27ES11L6	100	6.8 x 11 (mm)	.27cal Enhanced strip loads	Purple	Strongest	6
	10000			Red	Strong	5
27ES11L5	100	6.8 x 11 (mm)	.27cal long strip loads	Red	Strong	5
	10000			Yellow	Medium	4
27LS11L5	100	6.8 x 11 (mm)	.27cal long strip loads	Green	Low	3
	10000			Brown	Lowest	2
27LS11L4	100	6.8 x 11 (mm)	.27cal long strip loads	Red	Strong	5
	10000			Yellow	Medium	4
27LS11L3	100	6.8 x 11 (mm)	.27cal long strip loads	Green	Low	3
	10000			Brown	Lowest	2
27LS11L2	100	6.8 x 11 (mm)	.27cal long strip loads	Red	Strong	5
	10000			Yellow	Medium	4
25SS10L5	100	6.3 x 10 (mm)	.25cal strip loads	Green	Low	3
	10000			Brown	Lowest	2
25SS10L4	100	6.3 x 10 (mm)	.25cal strip loads	Red	Strong	5
	10000			Yellow	Medium	4
25SS10L3	100	6.3 x 10 (mm)	.25cal strip loads	Green	Low	3
	10000			Brown	Lowest	2
▲ 25SS10L2	100	6.3 x 10 (mm)	.25cal strip loads	Red	Strong	5
	10000			Yellow	Medium	4
▲ 25MD10L5	100	6.3 x 10 (mm)	.25cal metal disc loads	Green	Low	3
	10000			Brown	Lowest	2
▲ 25MD10L4	100	6.3 x 10 (mm)	.25cal metal disc loads	Red	Strong	5
	10000			Yellow	Medium	4
▲ 25MD10L3	100	6.3 x 10 (mm)	.25cal metal disc loads	Green	Low	3
	10000			Brown	Lowest	2
▲ 25MD10L2	100	6.3 x 10 (mm)	.25cal metal disc loads	Red	Strong	5
	10000			Yellow	Medium	4
22SGNDL5	100	5.6 x 16 (mm)	.22cal neck down single shot loads	Green	Low	3
	10000			Brown	Low	2
22SGNDL4	100	5.6 x 16 (mm)	.22cal neck down single shot loads	Red	Strongest	5
	10000			Yellow	Strong	4
22SGNDL3	100	5.6 x 16 (mm)	.22cal neck down single shot loads	Green	Medium	3
	10000			Brown	Low	2
22SGNDL2	100	5.6 x 16 (mm)	.22cal neck down single shot loads	Red	Strongest	5
	10000			Yellow	Strong	4
▲ 22SGNDL1	100	5.6 x 16 (mm)	.22cal neck down single shot loads, brass case	Green	Medium	3
	10000			Brown	Low	2
22L4B	100	5.6 x 16 (mm)	.22cal neck down single shot loads, brass case	Red	Strongest	5
	10000			Yellow	Strong	4
22SGSWL6	100	5.6 x 15 (mm)	.22cal straight wall single shot loads	Green	Lowest	3
	10000			Brown	Lowest	3
▲ 22SGSWL5	100	5.6 x 15 (mm)	.22cal straight wall single shot loads	Red	Strong	6
10000	Yellow			Strong	6	
▲ 22SGSWL4	100	5.6 x 15 (mm)	.22cal straight wall single shot loads	Red	Medium	5
	10000			Yellow	Low	4
▲ 22SGSWL3	100	5.6 x 15 (mm)	.22cal straight wall single shot loads	Green	Lowest	3
	10000			Brown	Lowest	3
22SL6B	100	5.6 x 15 (mm)	.22cal straight wall single shot loads, Brass casing for Ninja tool	Purple	Strong	6
	10000			Red	Medium	5
22SL5B	100	5.6 x 15 (mm)	.22cal straight wall single shot loads, Brass casing for Ninja tool	Red	Medium	5
	10000			Yellow	Low	4
22SL4B	100	5.6 x 15 (mm)	.22cal straight wall single shot loads, Brass casing for Ninja tool	Green	Lowest	3
	10000			Brown	Lowest	3
22SL3B	100	5.6 x 15 (mm)	.22cal straight wall single shot loads, Brass casing for Ninja tool	Red	Medium	5
	10000			Yellow	Low	4
▲ 27SGL3LB		6.8 x 18 (mm)	.27cal (6.8*18) single shot long loads, brass case	Purple	Strong	6
▲ 27SGL4LB				Red	Medium	5
▲ 27SGL5LB				Yellow	Low	4
▲ 27SGL6LB				Green	Lowest	3

▲ Available on Request

DRIVE PINS

.157" Dia. Shank Drive Pins

Actual Embedment Drive Pins



Advantages

- The Blue Point .157" diameter shank Actual Embedment (AE) pin is sized to provide actual embedment depths in track or clips up to 14 gauge (2mm).
- Assured to meet the required embedment depths into concrete or steel without compensating for the track or clip thickness.
- The pin heads are stamped for easy identification before and after installation.
- Choose the correct pins confidently
- For example, using the 1" AE pin, the actual embedment depth into the concrete is 1". There is no longer a need to use a 1-1/4" pin to assure a 1" embedment.
- Nominal .315" head diameter, thick heavy duty head provide true guidance for better drivability.
- Available in single shot and strip pin applications

AE Pins

Single Drive Pins

Item No.	Shank Length	Description	Package/ Qty
PD157-12FKAE	1/2"	.315" head, .157" dia. shank knurled AE pin w/ rubber flute	100/1000/5000
PD157-34FAE	3/4"	.315" head dia., .157" dia. shank AE pin w/ rubber flute	100/1000/5000
PD157-100FAE	1"		100/1000/5000
PD157-114FAE	1-1/4"		100/1000
PD157-112FAE	1-1/2"		100/1000



Collated Drive Pins


Item No.	Shank Length	Description	Package/ Qty
PDC157-12KAE	1/2"	.315" head, .157" dia. shank knurled AE pin w/ plastic strip	100/1000/5000
PDC157-34AE	3/4"	.315" head dia., .157" dia. shank AE pin w/ plastic strip	100/1000/5000
PDC157-100AE	1"		100/1000/5000
PDC157-114AE	1-1/4"		100/1000
PDC157-112AE	1-1/2"		100/1000

*.315" Dia. Head, .157" dia. Shank Premium Steel Pin

Item No.	Shank Length	Description	Box	Case	Master Box
PP58SG	5/8"	Slim groove shank with plastic washer	100	1000	5000

*.300" Dia. Head, .181"/.150" Step Shank dia. Premium Pin

Item No.	Shank Length	Description	Box	Case
PP181S-178F	1-7/8"	.300" dia. head, .181"/.150" step shank premium pin.	100	1000



▲ Available on Request

.300" Dia. Head, .157" Dia. Shank Drive Pins

Plain Pins:

Item No.	Shank Length	Description	Box	Case	Master Box
PD157-12FK	1/2"	Knurled Shank with rubber flute	100	1000	5000
PD157-58F	5/8"	Smooth shank with rubber flute	100	1000	5000
PD157-34F	3/4"		100	1000	5000
PD157-34FB	3/4"	Smooth shank with rubber flute/bulk	-	1000	5000
PD157-78F	7/8"	Smooth shank with rubber flute	100	1000	5000
PD157-100F	1"		100	1000	5000
PD157-114F	1-1/4"		100	-	1000
PD157-112F	1-1/2"		100	-	1000
PD157-158F	1-5/8"		100	-	1000
PD157-134F	1-3/4"		100	-	1000
PD157-178F	1-7/8"		100	-	1000
PD157-200F	2"		100	-	1000
PD157-214F	2-1/4"		100	-	1000
PD157-212F	2-1/2"		100	-	1000
PD157-300F	3"		100	-	1000




Collated Drive Pins:

Item No.	Shank Length	Description	Box	Case
PDC157-12K	1/2"	Knurled shank with plastic strip	100	1000
PDC157-34K	3/4"		100	1000
PDC157-34	3/4"	Smooth shank with plastic strip	100	1000
PDC157-78	7/8"		100	1000
PDC157-100	1"		100	1000
PDC157-114	1-1/4"		100	1000
PDC157-112	1-1/2"		100	1000
PDC157-200	2"		100	1000
PDC157-212	2-1/2"		100	1000
PDC157-278	2-7/8"		100	1000



Washer Pins:

Item No.	Shank Length	Description	Box	Case
PD157-114W	1-1/4"	With 1" dia. metal round washer	100	1000
PD157-112W	1-1/2"		100	1000
PD157-212W	2-1/2"		100	1000
PD157-300W	3"		100	1000



Heavy Mechanical Galvanized Washer Pins:

Item No.	Shank Length	Description	Box	Case
PD157-200WMMG	2"	.300" dia. head, .157" dia. shank drive pins w/1" dia. metal round washer - Heavy mechanical galvanized for pressure-treated wood	100	1000
PD157-212WMMG	2-1/2"		100	1000
PD157-278WMMG	2-7/8"		100	1000
PD157-300WMMG	3"		100	1000



Angle Clip Pins:

Item No.	Shank Length	Description	Box	Case
PD157-100C90	1"	With 90° angle clip	100	1000
PD157-100C90B			-	1000
PD157-114C90	1-1/4"	With 90° angle clip	100	1000
PD157-114C90B			-	1000
PD157-78THC90	7/8"	With Top hat and 90° angle clip	100	1000
PD157-78THC90B			-	1000
PD157-78HNC	7/8"	With Top hat and Ninja Clip	100	1000
PD157-100HNC	1"		100	1000
PD157-114HNC	1-1/4"		100	1000



DRIVE PINS

.145" Dia. Shank Drive Pins



.300" Dia. Head, .145" Dia. Shank Drive Pins

Plain Pins:

Item No.	Shank Length	Description	Box	Case	Master Box
PD13F10K	1/2"	Knurled shank pin with flute	100	1000	5000
PD13PK	1/2"	Knurled shank pin with plastic washer	100	1000	5000
PD16F10K	5/8"	Knurled shank pin with flute	100	1000	5000
PD19F10	3/4"	Smooth shank pin with flute	100	1000	5000
PD19FBLB	3/4"	Track pin (black) with flute/ bulk	-	1000	5000
PD19PFBLB	3/4"	Pinch point track pin (black)/ bulk	-	1000	5000
PD22F10	7/8"	Smooth shank pin with flute	100	1000	5000
PD25F10	1"		100	1000	5000
PD32F10	1-1/4"		100	-	1000
PD38F10	1-1/2"		100	-	1000
PD44F10	1-3/4"		100	-	1000
PD47F10	1-7/8"		100	-	1000
PD51F10	2"		100	-	1000
PD57F10	2-1/4"		100	-	1000
PD63F10	2-1/2"		100	-	1000
PD76F10	3"		100	-	1000



Heavy Mechanical Galvanized Drive Pins:

Item No.	Shank Length	Description	Box	Case
PD38FMG	1-1/2"	.300" dia. head, .145" dia. shank, drive pin, Heavy mechanical galvanized for pressure-treated wood	100	1000
PD51FMG	2"		100	1000
PD63FMG	2-1/2"		100	1000
PD76FMG	3"		100	1000




▲ Collated Drive Pins:

Item No.	Shank Length	Description	Box	Case
PDC13K	1/2"	Knurled shank pin with plastic strip	100	1000
PDC19K	3/4"		100	1000
PDC19BLB	3/4"	Track pin (black) with plastic strip/bulk	-	1000
PDC19	3/4"	Smooth shank pin with plastic strip	100	1000
PDC22	7/8"		100	1000
PDC27	1"		100	1000
PDC32	1-1/4"		100	1000
PDC37	1-1/2"		100	1000
PDC52	2"		100	1000
PDC62	2-1/2"		100	1000
PDC72	2-7/8"		100	1000



Washer Pins:

Item No.	Shank Length	Description	Box	Case
PDW19-19F10	3/4"	Pin with 3/4" diameter metal round washer	100	1000
PDW19-25F10	1"		100	1000
PDW25-19F10	3/4"		100	1000
PDW25-25F10	1"		100	1000
PDW25-32F10	1-1/4"	Pin with 1" diameter metal round washer	100	1000
PDW25-38F10	1-1/2"		100	1000
PDW25-51F10	2"		100	1000
PDW25-63F10	2-1/2"		100	1000
PDW25-76F10	3"		100	1000
PDSW28-76F10	3"		Pin with 28mm dia. square metal washer	100



Angle Clip Pins:

Item No.	Shank Length	Description	Box	Case
PDAC120-25F10	1"	Pin with 125° angle clip	100	1000
PDAC120-25F10B		Pin with 125° angle clip/Bulk	-	1000
PDAC120-32F10	1-1/4"	Pin with 125° angle clip	100	1000
PDAC120-32F10B		Pin with 125° angle clip/Bulk	-	1000
PDAC90-25F10	1"	Pin with 90° angle clip	100	1000
PDAC90-25F10B		Pin with 90° angle clip/Bulk	-	1000
PDAC90-32F10	1-1/4"	Pin with 90° angle clip	100	1000
PDAC90-32F10B		Pin with 90° angle clip/Bulk	-	1000
PDAC90-38F10		Pin with 90° angle clip	100	1000



8mm Head, .157" Spiral Knurled Shank Drive Pins

Spiral Knurled Collated Pins:

Item No.	Shank Length	Description	Box	Case	Master Box
DNC157-34SK	3/4"	Knurled shank pin with plastic washer	100	1000	5000
DNC157-78SK	7/8"		100	1000	5000
DNC157-100SK	1"		100	1000	5000
DNC157-114SK	1-1/4"		100	1000	-
DNC157-112K	1-1/2"		100	1000	-
DNC157-158SK	1-5/8"		100	1000	-
DNC157-200SK	2"		100	1000	-

- Designed for fastening in both concrete or steel.
- Compatible with Blue Point BP-361 tool and most other brand magazine tools.
- Also available as single pins (Box: 100; Case: 1000)



8mm Head, .145" Shank Drive Pins

Plain Pins:

Item No.	Shank Length	Description	Box	Case	Master Box
DN13P8K	1/2"	Kurler shank with plastic washer	100	1000	5000
DN16P8K	5/8"		100	1000	5000
DN19P8K	3/4"		100	1000	5000
DN22P8	7/8"	With plastic washer	100	1000	5000
DN27P8	1"		100	1000	5000
DN32P8	1-1/4"		100	1000	-
DN37P8	1-1/2"		100	1000	-
DN52P8	2"		100	1000	-
DN62P8	2-1/2"		100	1000	-
DN72P8	2-7/8"		100	1000	-



Top Hat Pins:

Item No.	Shank Length	Description	Box	Case	Master Box
DNTH16P8K	5/8"	Knurled shank with plastic washer	100	1000	5000
DNTH22P8	7/8"	With plastic washer	100	1000	5000
DNTH25P8	1"		100	1000	5000




Collated Drive Pins:

Item No.	Shank Length	Description	Box	Case
DNC13K	1/2"	Knurled shank with plastic strip	100	1000
DNC19K	3/4"		100	1000
DNC19	3/4"		100	1000
DNC22	7/8"		100	1000
DNC27	1"	Smooth shank with plastic strip	100	1000
DNC32	1-1/4"		100	1000
DNC37	1-1/2"		100	1000
DNC52	2"		100	1000
DNC62	2-1/2"		100	1000
DNC72	2-7/8"		100	1000



Angle Clip Pins:

Item No.	Shank Length	Description	Box	Case
DNACTH90-27P8	1"	With Top hat and 90° angle clip	100	1000
DNACTH90-32P8	1-1/4"	With Top hat and 90° angle clip	100	1000



.300" Dia. Head, .145" Dia. pin w/ Conduit Clip

Conduit Clip Pins:

Item No.	Shank Length	Description	Box	Case
CC25-P25	1"	With 1/4" conduit clip	100	1000
CC38-P25	1"	With 3/8" conduit clip	100	1000
CC50-P19	3/4"	With 1/2" conduit clip	100	1000
CC50-P25	1"	With 1/2" conduit clip	100	1000
CC50-P32	1-1/4"		100	1000
CC75-P25	1"	With 3/4" conduit clip	50	500
CC75-P32	1-1/4"		50	500
CC100-P25	1"	With 1" conduit clip	50	500
CC100-P32	1-1/4"		50	500



Threaded Studs

1/4"-20 threaded studs:

Item No.	Thread Length	Shank Length	Description	Box	Case
M1/4-19-13D12K	3/4"	1/2"	With 1/2" plastic and metal washer	100	1000
M1/4-19-25D12		1"		100	1000
M1/4-19-32D12		1-1/4"		100	1000
M1/4PH-13-13F10	1/2"	1/2"	With .300" thread cap and rubber flute	100	1000
M1/4PH-13-25F10		1"		100	1000
M1/4PH-19-13F10K	3/4"	1/2"		100	1000
M1/4PH-19-25F10		1"		100	1000
M1/4PH-19-32F10		1-1/4"		100	1000



3/8"-16 Threaded Studs:

Item No.	Thread Length	Shank Length	Description	Box	Case
M3/8-32-16F10K	1-1/4"	5/8"K	With rubber flute	100	1000
M3/8-32-19F10K		3/4"K		100	1000
M3/8-32-25F10		1"		100	1000
M3/8-32-32F10		1-1/4"		100	1000



Other Drive Pins


5.7mm Dia. Head, .145" Dia. Shank Drive Pins:

Item No.	Shank Length	Description	Box	Case	Master Box
NK16W12K	5/8"	With 1/2" metal washer	100	1000	5000
NK19W12K	3/4"		100	1000	5000
NK22W12K	7/8"		100	1000	5000
NK27W12	1"		100	1000	5000
NK32W12	1-1/4"		100	-	1000
NK37W12	1-1/2"		100	-	1000
NK42W12	1-5/8"		100	-	1000
NK52W12	2"		100	-	1000
NK57W12	2-1/4"		100	-	1000
NK72W12	2-7/8"		100	-	1000



Timber Clip Pin:

Item No.	Shank Length	Description	Box	Case
TBC250	2-1/2"	.312" Diameter Head, .172" diameter shank timber pin with 125° angle clip	100	1000



ANTFAST™ Drive Pins




Drive Pins:

Item No.	Shank Length	Description	Box	Case	Master Box
PD13FKE	1/2"	.300 head, .145" dia. shank, contractor knurled pin w/rubber flute	100	1000	5000
PD19F10E	3/4"	.300 head, .145" dia. shank, contractor pin w/flute	100	1000	5000
PD25F10E	1"		100	1000	5000
PD32F10E	1-1/4"		100	-	1000
PD38F10E	1-1/2"		100	-	1000
PD51F10E	2"		100	-	1000
PD63F10E	2-1/2"		100	-	1000
PD76F10E	3"		100	-	1000




Washer Pins:


Item No.	Shank Length	Description	Box	Case
PDW25-25F10E	1"	.300 head, .145" dia. shank, contractor pin w/1" washer	100	1000
PDW25-32F10E	1-1/4"		100	1000
PDW25-38F10E	1-1/2"		100	1000
PDW25-51F10E	2"		100	1000
PDW25-63F10E	2-1/2"		100	1000
PDW25-76F10E	3"		100	1000



Angle Clip Pins:

Item No.	Shank Length	Description	Box	Case
PDAC120-25F10E	1"	.300 head, .145" dia. shank, contractor pin with 125° angle clip	100	1000
PDAC120-32F10E	1-1/4"		100	1000
PD32CXE	1-1/4"	.300 head, .145" dia. shank, contractor pin w/ XP clip	100	1000



	Item No.	Description
	GT-100L	Gas fastening tool
	<p>The BP Gas Tool takes up to 1-1/2" pins and the fuel cell compatible with Powers®, Ramset®, Simpson®. Easy to operate and no special Licensing is required.</p>	

Features


- Fast: **40-pin** magazine and **1,200-shot** fuel cell for reduced loading time
- Easy to use: Automatic piston reset
- Easy open jam release door
- Portable: No hoses, cords, or external energy source required
- Convenient: Simple 2-step pin loading and open-blade guide-jam release
- Easy-load fuel compartment
- No possibility of firing with no pins – when tool is down to last 2 pins in the pin magazine a "lock off" occurs
- Ladder hook


Applications

- Acoustical
- Drywall
- Electrical
- Data Com
- General Purpose
- Framing
- Mechanical
- Residential

Tool Specs

- Tool dimensions: Length: **15"**, Width: **4.2"**
- Height: **14"**
- Weight: **7.4 lbs**
- Magazine capacity: **30**
- Average number of fastens per fuel cell: **1,200**
- Average number of fastens per battery charge: **3,300**
- Average battery charge time: **2 hours**
- Fastener type: Length – **1/2" to 1 1/2"**, Diameter – **.100" to .109"**

	Item No.	Description	Box	Case
	PT13G	.106" Shank Dia., 1/2" shank length collated pin w/ fuel cell	1000	5000
	PT19G	.106" Shank Dia., 3/4" shank length collated pin w/ fuel cell	1000	5000
	PT25G	.106" Shank Dia., 1" shank length collated pin w/ fuel cell	1000	5000
	PT38G	.106" Shank Dia., 1-1/2" shank length collated pin w/ fuel cell	1000	5000
	PT12SG	.102"/.120" step shank, 1/2" shank length collated pin w/ fuel cell	1000	5000
	PT34SG	.102"/.120" step shank, 3/4" shank length collated pin w/ fuel cell	1000	5000
	PT100SG	.102"/.120" step shank, 1" shank length collated pin w/ fuel cell	1000	5000
	PT114SG	.102"/.120" step shank, 1-1/4" shank length collated pin w/ fuel cell	1000	5000
<p>All collated pins also fits most Powers®, Ramset®, Simpson® and other gas tools. Box includes 1000 pins + 1 fuel cell.</p>				

Accessories	Item No.	Description	Quantity
	FC6	6" fuel cell	10pcs/ box, 100pcs/ case

Accessories	Item No.	Description	Quantity
	FC6(2)	Blister packed 6" fuel cell	2pcs/ blister package, 12pcs/ box

▲ Available on Request



Nitro Ninja Tool



NT2002 on Pole
for Ceiling Applications



"Excellent holding values in hard concrete"

Special Features

- **No Lead**
- **Low Noise**
- **Low Failure Rate**
- No Piston
- Low Kickback
- Low Maintenance
- Narrow Profile
- Overhead (Ceilings) - Floor - Wall fastening
- High Pressure Concrete - Post Tension Slabs
- Pre-tied Wire - Straight Pins - Angle Clips
Threaded Rod Clips - Conduit Clamps - Zip
Tie Clips

Technical Data:

Weight: 3.25 lbs
Length: 16-3/4"
Fastener Type: Nitro Ninja pins;
Pretied Wires with Nitro Ninja pins
Fastener Length: 3/4" - 1-7/8"

NT2002



NT2003



NT2002 with Handle

for Wall & Floor Applications



NT2002 Kit

Item No.	Description	Quantity
NT2002	NT2002 Tool	1
NT2002-17	Handle	1
NT2002-18	Extension Pole	1




Item No.	Description
NJB1	Fastening tool bag w/ compartments & shoulder strap 16.5"x8.0"x9.0"

.300" Dia. Head, .157" Dia. Shank Nitro Ninja Drive Pins:

Plain Pins:

Item No.	Description	Jar/ Box	Case
PD157-12NB/ PD157-12NR	.157 dia. shank, 1/2" shank lgth nitro pin (black/ red)	500	-
PD157-34NB/ PD157-34NR	.157 dia. shank, 3/4" shank lgth nitro pin (black/ red)	500	3000
PD157-100NB/ PD157-100NR	.157 dia. shank, 1" shank lgth nitro pin (black/ red)	500	3000
PD157-114NB/ PD157-114NR	.157 dia. shank, 1-1/4" shank lgth nitro pin (black/ red)	500	3000
PD157-112NB/ PD157-112NR	.157 dia. shank, 1-1/2" shank lgth nitro pin (black/ red)	500	3000




Angle Clip Pins:

Item No.	Description	Jar	Case
PD157-78HNCNB/ PD157-78HNCNR	.157 dia. shank, 7/8" shank lgth top hat nitro pin (black/ red) w/NJ clip	100	600
PD157-100HNCNB/ PD157-100HNCNR	.157 dia. shank, 1" shank lgth top hat nitro pin (black/ red) w/NJ clip	100	600
PD157-114HNCNB/ PD157-114HNCNR	.157 dia. shank, 1-1/4" shank lgth top hat nitro pin (black/ red) w/NJ clip	100	600



Conduit Clip Pins:

Item No.	Description	Jar	Case
PD157-100NR/CC38	3/8" conduit clip w/ .157" dia. shank, 1" nitro pin (red)	100	600
PD157-100NR/CC50	1/2" conduit clip w/ .157" dia. shank, 1" nitro pin (red)	100	600
PD157-100NR/CC75	3/4" conduit clip w/ .157" dia. shank, 1" nitro pin (red)	100	600
PD157-100NR/CC100	1" conduit clip w/ .157" dia. shank, 1" nitro pin (red)	100	600




Z Clip Pins:

Item No.	Description	Jar	Case
PD157-100NR/ZC25	1/4" thread Z clip w/.157" dia. shank, 1" nitro pin (red)	100	600



▲ Conduit Clamp Pins:

Item No.	Description	Jar	Case
PD157-100NR/CP38	3/8" conduit clamp w/ .157" dia. shank, 1" nitro pin (red)	100	600
PD157-100NR/CP50	1/2" conduit clamp w/ .157" dia. shank, 1" nitro pin (red)	100	600
PD157-100NR/CP75	3/4" conduit clamp w/ .157" dia. shank, 1" nitro pin (red)	100	600
PD157-100NR/CP100	1" conduit clamp w/ .157" dia. shank, 1" nitro pin (red)	100	600



Pretied Wires with Nitro Ninja Pins:

Item No.	Description
Wxx+4/157-78HNCN	NJ clip w/.157" dia. shank, 7/8" shank lgth top hat nitro pin pretied 12 gauge wire of any length
Wxx+4/157-100HNCN	NJ clip w/.157" dia. shank, 1" shank lgth top hat nitro pin pretied 12 gauge wire of any length
Wxx+4/157-114HNCN	NJ clip w/.157" dia. shank, 1-1/4" shank lgth top hat nitro pin pretied 12 gauge wire of any length

▲ Available on Request

.27cal Powder Actuated Overhead Tool BP-27C



*** Lightest Weight Powder Actuated Overhead Tool in the Market**




Overhead Hanging Applications

Features and Benefits

- Slim tool. Fits in tight spaces.
- Automatic piston return.
- Easy to remove retention collar for cleaning.
- For use in Acoustical, Electrical and Mechanical overhead applications.
- Compatible with Bluepoint Ninja Pole System.
- Uses standard .27 cal. 10 shot strip loads.

Technical Data

Dimensions:	13-3/4" x 6" x 1-1/2"
Weight:	3.0lb
Fastener length:	1/2" - 1-1/4"
Load Type:	.27cal. (6.8 x 11mm) 10 strip loads
Power Level:	Brown/2, Green/3, Yellow/4, Red/5

Item No.	Description
 BP-27C	.27cal. Strip powder actuated fastening ceiling tool.

Loads .27cal long strip loads



Item No.	Description
NJB1	Fastening tool bag w/ compartments & shoulder strap 16.5"x8.0"x9.0"

Fasteners & Assemblies

.300" Dia. Head (PD series), .157" & .145" Dia. Shank Drive Pins and Assemblies

8mm Head (DN series), .145" Dia. Shank Drive Pins and Assemblies

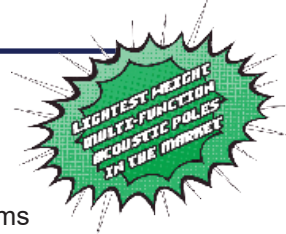


Light Weight Heavy Duty Multi-function Overhead Pole Tool

Item No.	Description	Adjustable length	Weight (Lbs)
PM48	<ul style="list-style-type: none"> • Magnesium material • Light Weight 	4' to 8'	2.5
PM412		4' to 12'	3.4
PM612	<ul style="list-style-type: none"> • Heavy duty • Stackable • Adjustable 	6' to 12'	3.4
PM618		6' to 18'	4.7
PM816	<ul style="list-style-type: none"> • Multifunction • With rubber grip 	8' to 16'	4.2
PM824		8' to 24'	6.0



Light Weight Heavy Duty Multi-Function Overhead Pole Tool



Features and Benefits:



- Fits Viper™ (I, II, III) , Sniper, Nitroset™ and Ninja forced entry ceiling tool systems
- Fits Viper™ IV with an NPA4 adapter (See page 16)
- Most trigger operated PAT tools can be utilized with push actuated saddle (See page 16)
- Multiple attachment configurations on the same pole makes you and your crew more productive

Item No.	Description	Adjustable length	Weight (Lbs)
PM48	<ul style="list-style-type: none"> • Magnesium material • Light Weight • Heavy duty • Stackable • Adjustable • Multifunction • With rubber grip 	4' to 8'	2.5
PM412		4' to 12'	3.4
PM612		6' to 12'	3.4
PM618		6' to 18'	4.7
PM816		8' to 16'	4.2
PM824		8' to 24'	6.0

* All adapters have 3/4"-16 SAE threads



Lag-Pro Light Weight Heavy Duty Overhead Pole Tool

Item No.	Description	Adjustable length	Weight (Lbs)
PM48L	<ul style="list-style-type: none"> • Magnesium material • Light weight • Heavy duty • Adjustable • With rubber grip • Stackable with our multi-fuction ceiling pole 	4' to 8'	2.5
PM412L		4' to 12'	3.4
PM612L		6' to 12'	3.4
PM618L		6' to 18'	4.7
PM816L		8' to 16'	4.2
PM824L		8' to 24'	6.0



Lag-Pro Aluminum Overhead Pole Tool

Features and Benefits:

- Used to install threaded rods, ceiling wires, jack chain, pretied wires etc. to a variety of ceiling structures
- Best cost performance in the market
- This pole can be stacked with our Multi-function ceiling pole

Item No.	Description	Adjustable length	Weight (Lbs)
P36L	<ul style="list-style-type: none"> • Aluminum material • Adjustable • Directly comparable with all competitors tools and adapters 	3' to 6'	2.6
P48L		4' to 8'	3.5
P412L		4' to 12'	4.5
P612L		6' to 12'	4.5
P618L		6' to 18'	5.9
P816L		8' to 16'	7.4
P824L		8' to 24'	10.4



Overhead Pole Tool Adapters



Adapter Kits



Item No.	Description	Include	Qty.
NPAK-1	Ninja Adapter Kit 1 includes the following: • Tie wire wedge anchor installer • Eye lag head • Pretied wire head • Hex drive adapter • Lock pin • Base attachment, 3/8" hex drive • Plastic case	NPDA1	1
		NPA1	1
		NPA2	1
		NPA3	1
		NPLP	1
		NPBA2	1
		NPAK-1C	1



Item No.	Description	Include	Qty.
NPAK-2	Ninja Adapter Kit 2 includes the following: • Tie wire wedge anchor installer • Eye lag head • Pretied wire head • Hex drive adapter • Connection adapter for Viper 4™ • Drill chuck adapter • Lock pin • Base attachment, 3/8" hex drive • Plastic case	NPDA1	2
		NPA1	2
		NPA2	2
		NPA3	2
		NPA4	1
		NPA9	1
		NPLP	4
		NPBA2	3
		NPAK-2C	1



Item No.	Description
NJB1	Fastening tool bag w/ compartments & shoulder strap 16.5"x8.0"x9.0"

* All adapters have 3/4"-16 SAE threads

NPAFT



Adapters

Item No.	Description
NPA1	Eye lag head
NPA2	Pre-tied wire head adapter
NPA3	Hex drive adapter
NPA4	Connection adapter used with Viper 4™ PAT Tool
NPBA2	Base attachment, 3/8" hex drive
NPPCI	Purlin clip installation tool for PC25 and PCZ25 clips

Adapters

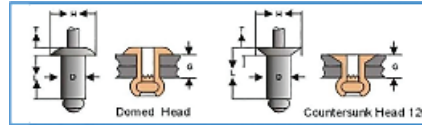
Item No.	Description
NPDA1	Tie Wire Anchor Installer
NPLP	Lock Pin
NPA9	Drill Chuck Adapter
NPAFT	PAT Pole Saddle Head 2 Fits to: • Blue Point® BP-301C, BP-302A, BP-303A, BP-361 • Hilti® DX35, DX350, DX351,DX2 • Simpson® PT-27 • Ramset® Cobra, R25 • Powers® P3500, PA3500, P35s, P3600



Rivets


Features and Benefits

- Quick and easy installation from one side of the workpiece
- Available in Dome or Countersunk Head
- Colored Head match to Pantone, RAL or sample color upon request



Item No.	Description	Diameter	Rivet Length	Bag	Box	Case
AA42WBULK	5052 Aluminum alloy Rivets with aluminum mandrels and WHITE colored Head	1/8"	0.275"	-	-	10000
AA42W1000			0.275"	-	1000	20000
AA42W100			0.275"	100	1000	12000
AA44WBULK			0.4"	-	-	10000
AA44W1000	0.4"		-	1000	20000	
AA42B1000	5052 Aluminum alloy Rivets with aluminum mandrels and BLACK colored Head		0.275"	-	1000	20000
AA42BBULK			0.275"	-	-	10000
AA44BBULK			0.4"	-	-	10000
AA44B1000		0.4"	-	1000	20000	

TEE-Locator (Item# TL)



Instructions for use:

- TEE-LOCATOR is designed to be used with either 9/16" or 15/16" gridwork (Fig. 1.).
- Place the TEE-LOCATOR as shown in Fig. 2 or 3. The magnets will ensure that it sticks to the Gridwork. Be sure that the long leg is pointed to the wall to ensure it is at a 90 degree angle.
- The Cross-Tee will now be square to the wall and you can punch a hole through the Wall Angle and Cross-Tee before fastening it in place with a rivet.
- Remove TEE-LOCATOR from the Grid.

Riveters




HR-702
Hand Riveter (In 2 jaws)



HR-705
Hand Riveter (In 2 jaws)
(up to 3/16" for all material)



HR-708
Hand Riveter (In 3 jaws)
(up to 3/16" for all material)



PPK
HD Punch Plier

▲ Available on Request

Exclusive manufacturer of both PAT and Gas tools for insulation fasteners

Insulation Fastening Tools:


BP-361N



BP-303N



GT-120N



Powder Loads:

Item No.	Color	Power Level
27LS11L6	Black	6
27LS11L5	Red	5
27LS11L4	Yellow	4
27LS11L3	Green	3



.27 cal. Low Velocity Insulation Loads


IF60-125-158S



IF60-200-200S



IF60-400-200S



Insulation Washers:

	Item No.	Description	Insulation Thickness	Penetration Length	Bag	Case
For CONCRETE	IF60-125-158S	.300" Dia. head, .145"-.157" step shank pin with 60mm dia. insulation washer	1"-1 1/4"	1"	50	1000
	IF60-150-158S		1 1/2"	1"	50	1000
	IF60-200-200S		2"	1"	50	900
	IF60-300-200S		3"	1"	50	600
	IF60-400-200S		4"	1"	50	500
	IF60-500-200S		5"	1"	25	400
	IF60-600-200S		6"	1"	25	300
For METAL	IF60-125-158K	.300" Dia. head, .157" knurled shank pin with 60mm dia. insulation washer (For metal studs, light metal frame etc.).	1"-1 1/4"	1"	50	1000
	IF60-150-158K		1 1/2"	1"	50	1000
	IF60-200-200K		2"	1"	50	900
	IF60-300-200K		3"	1"	50	600
	IF60-400-200K		4"	1"	50	500
	IF60-500-200K		5"	1"	25	400
	IF60-600-200K		6"	1"	25	300

PDIW36-38F10 * Metal Washer

PIWP112G * Gray Plastic Washer

PIWP112W * White Plastic Washer

Membrane Washer Pins:

Item No.	Description	Shank Dia.	Shank Length	Box	Case
PDIW36-38F10	.300" dia. head, .145" dia. shank drive pin w/ 36mm dia. metal round insulation washer	.145"	1-1/2"	100	1000
PDIW36-51F10		.145"	2"	50	500
PDIW36-63F10		.145"	2-1/2"	50	500
PDIW36-76F10	.300" dia. head, .145" dia. shank drive pin w/ 36mm dia. plastic round insulation washer	.145"	3"	50	500
PIWP112G		.145"	1-1/2"	100	1000
PIWP112W		.145"	1-1/2"	100	1000
PIWP212W		.145"	2-1/2"	100	1000

Innovative Insulation Washers

* Can be expanded to 3-1/2" Dia.

Spiral Hidden Type Slip On Diameter Extension Washer

▲ Available on Request

Pretied Ceiling Wire

- ° ICC-ES ESR-1530 certified pins
- ° Meets or exceeds wire standards ASTM A641-92
- ° All wires are tied with the hospital wrap
- ° Tie requirement to ensure maximum holding power as dictated by building code
- ° Wire gauge: 8 thru 12 gauge
- ° Length: 2', 4', 6', 8', 10', 12', 14', 16', 18', 20' available
- ° Custom lengths also available
- ° Multiple wire termination options (see below)
- ° Wire can be purchased by:
 - a) Container for maximum savings
 - b) Bundles of 100pcs capped and wrapped securely
 - c) Master bundles of 20-100pc bundles
 - d) **Steel crates that are stackable**

Technical Data - 12 gauge wire		
Diameter	Tensile Range	Zinc Thickness
0.105"	75ksi max	≥25g/m2

Straight Cut Wires:



Coiled Wire:



Hospital Tied



8 & 9 Gauge Tied



12 Gauge Double Tied



Small bundle
(Include 100pcs)

Master Bundle
(Include 20 small bdl)



Steel Crate Quantity


Bundles / Steel crate	
Wire length 4"	160 bdl
Wire length 6"	140 bdl
Wire length 8"	120 bdl




Wire Attachment Options: Custom tying to order.



Electric EZ Wire Tie Machine:



TWMS12



TWM3



TWT12
TWT08
TWT0812





BWT1208

Item No.	Description
TWMS12	Electric EZ wire tie machine /110V (for 12 gauge wire)
TWM3	Electric wire tie machine /230V (for 8 and 9 gauge wire)
TWT12	Tie wire hand crank tool (for 12 Gauge)
TWT08	Tie wire hand crank tool (for 8 Gauge)
TWT0812	Tie wire hand crank tool (for 8 and 12 Gauge)
BWT1208	Tie wire bend tool (for 8 and 12 Gauge)





Wire Attachment Options

Product	Part No.	Description	Box	Case
	EL200W	2" wood eye lag wood screw/ plain	100	1000
	EL300W	3" wood eye lag wood screw/ plain	100	1000
	EL300WB	3" wood eye lag wood screw/ plain/ Bulk	-	1000
	EL300WZ	3" wood eye lag wood screw/ white zinc	100	1000
	EL300WZB	3" wood eye lag wood screw/ white zinc/ Bulk	-	1000
*	EL400W	4" wood eye lag wood screw/ plain	100	1000
	EL400WB	4" wood eye lag wood screw/ plain/ Bulk	-	1000
*	EL500W	5" wood eye lag wood screw/ plain	100	1000
	EL500WB	5" wood eye lag wood screw/ plain/ Bulk	-	1000
	EL75SD	2" overall lgth, 1/2" thread lgth, 3/4" from collar to drill point, yellow zinc self-drilling. Used for 16 to 22 gauge sheet metal.	100	1000
	EL75SDB	2" overall lgth, 1/2" thread lgth, 3/4" from collar to drill point, yellow zinc self-drilling. Used for 16 to 22 gauge sheet metal.	-	1000
	EL75SDZ	2" overall lgth, 1/2" thread lgth, 3/4" from collar to drill point, white zinc self-drilling. Used for 16 to 22 gauge sheet metal.	100	1000
	EL75SDZB	2" overall lgth, 1/2" thread lgth, 3/4" from collar to drill point, white zinc self-drilling. Used for 16 to 22 gauge sheet metal.	-	1000
* 5/16" BIG HOLE	EL75BSD	2" overall lgth, ~1/2" thread lgth, 3/4" from collar to self drill point, 5/16" Eye quarter inch pencil rod. Used for 16 to 22 gauge sheet metal.	100	1000
*	EL150SP	2-3/4" overall lgth, ~1-1/2" thread lgth. Sharp point. Used for 20 to 22 gauge metal decking and also in wood applications.	100	1000
*	EL200SD	3-1/4" overall lgth, ~1-3/4" threaded lgth, 2" from collar to drill point. Used for 16 to 22 gauge sheet metal.	100	1000
	EL100DSD	2-1/4" overall lgth, 1" from collar to drill point, Deep Drilling eye lag screw, Blue Ruspert finish . Extra Wide tool tip enables it to be used for up to 1/4" thick structural steel.	100	1000
	EL14114	2-1/2" overall length, Concrete Eye Lag Screw, Blue Ruspert finish . High-low thread , thread lgth 1-1/4".	100	1000
▲	TWA14114	1/4" x 1-1/4" Tie wire wedge anchor	100	1000
	TWA14200	1/4" x 2" Tie wire anchor	100	1000
▲	TWSP14114	1/4" x 1-1/4" Tie wire spike pin anchor	100	1000
	TWSP316114	3/16" x 1-1/4" Tie wire spike pin anchor	100	1000
▲	TWSA14114	1/4" x 1-1/4" Tie wire split drive anchor	100	1000
	HBC25	Hammer-on beam clamp (1/8" - 1/4")	100	1000
	HBC50	Hammer-on beam clamp (5/16" - 1/2")	100	1000
	PCZ25	Z-Purlin clip (1/8" - 1/4")	100	1000
	PC25	C-Purlin clip (1/8" - 1/4")	100	1000
	AC90	14 gauge 90 degree angle clip Holes Ø5.5mm & Ø8mm	100	1000
	AB90	12 gauge heavy duty clip, 90 degree Holes Ø5.2mm & Ø10.5mm	100	1000
	AB45	12 gauge heavy duty clip, 45 degree Holes Ø5.2mm & Ø10.5mm	100	1000








Toggle Bolts

Product	Item No.	Description	Weight Lbs./Case	Package
	TBA14414	1/4"-20 * 4-1/4" zinc plated toggle bolt, with 1-1/2" metal washer assembled	9.20	100 pcs/box, 6 boxes/carton
	TBSA14500	1/4"-20 * 5" zinc plated toggle bolt, with 1-1/2" metal washer & spring assembled	10.80	100 pcs/box, 6 boxes/carton





Wood Screws

Product	Item No.	Description	Box	Lbs./ Box	Case
	EL200W	2" eye lag wood screw/ plain	100	1.50	1000
	EL300W	3" eye lag wood screw/ plain	100	2.20	1000
	EL300WB	3" eye lag wood screw/ plain/ Bulk	-	-	1000
	EL300WZ	3" eye lag wood screw/ white zinc	100	2.20	1000
	EL300WZB	3" eye lag wood screw/ white zinc/ Bulk	-	-	1000
* 	EL400W	4" eye lag wood screw/ plain	100	2.98	1000
	EL400WB	4" eye lag wood screw/ plain/ Bulk	-	-	1000
* 	EL500W	5" eye lag wood screw/ plain	100	3.81	1000
	EL500WB	5" eye lag wood screw/ plain/ Bulk	-	-	1000

Eye Lag Screws


Product	Item No.	Description	Box	Lbs./ Box	Case
* 	EL75SD	2" overall lgth, 1/2" thread lgth, 3/4" from collar to drill point, yellow zinc self-drilling. Used for 16 to 22 gauge sheet metal.	100	1.92	1000
	EL75SDB	2" overall lgth, 1/2" thread lgth, 3/4" from collar to drill point, yellow zinc self-drilling. Used for 16 to 22 gauge sheet metal.	-	-	1000
	EL75SDZ	2" overall lgth, 1/2" thread lgth, 3/4" from collar to drill point, white zinc self-drilling. Used for 16 to 22 gauge sheet metal.	100	1.92	-
	EL75SDZB	2" overall lgth, 1/2" thread lgth, 3/4" from collar to drill point, white zinc self-drilling. Used for 16 to 22 gauge sheet metal.	-	-	1000
*  5/16" BIG HOLE	EL75BSD	2" overall lgth, ~1/2" thread lgth, 3/4" from collar to self drill point, 5/16" Eye 1/4" pencil rod. Used for 16 to 22 gauge sheet metal.	100	1.92	1000
* 	EL150SP	2-3/4" overall lgth, ~1-1/2" thread lgth. Sharp point. Used for 20 to 22 gauge metal decking and also in wood applications.	100	2.74	1000
* 	EL200SD	3-1/4" overall lgth, ~1-3/4" threaded lgth, 2" from collar to drill point. Used for 16 to 22 gauge sheet metal.	100	3.04	1000
	EL100DSD	2-1/4" overall lgth, 1" from collar to drill point, Deep Drilling eye lag screw, Blue Ruspert finish. Extra Wide tool tip enables it to be used for up to 1/4" thick structural steel.	100	2.20	1000
	EL14114	2-1/2" overall lgth, Concrete Eye Lag Screw, Blue Ruspert finish. High-low thread, thread lgth 1-1/4".	100	2.30	1000

Super Screw for Concrete, Wood and Steel


Product	Item No.	Description	Box	Case
	2520RC150SP	1/4-20 rod coupling, point to collar 1-1/2" lgth, heat treated screw, non-detachable hex coupling	100	1000
	3816RC150SP	3/8-16 rod coupling, point to collar 1-1/2" lgth, heat treated screw, non-detachable hex coupling	100	1000
	2520RC75SD	1/4-20 rod coupling, point to collar 3/4" lgth, self-drilling, heat treated screw, 16 to 22ga. Sheet metal, non-detachable hex coupling	100	1000
	3816RC200SP	3/8-16 rod coupling with 2" sharp point screw,	100	1000

▲ Available on Request * Bright Zinc Plating Available on Request

Attachments

	Item No.	Description	Box	Lbs./Box
	BR10-75	Bridle Ring 10-24 X 3/4"	100	3.31
	BR10-200	Bridle Ring 10-24 X 2"	100	6.17
	BR25-125	Bridle Ring 1/4"-20 X 1-1/4"	100	7.28
	BR25-200	Bridle Ring 1/4"-20 X 2"	100	10.36




	Part No.	Description	Box	Lbs./Box	Case
	PC25	C-Purlin clip 1/8"-1/4"	100	5.60	1000
	PCZ25	Z-Purlin clip 1/8"-1/4"	100	4.20	1000
	HBC25	Hammer-on beam clip 1/8"-1/4"	100	3.03	1000
	HBC50	Hammer-on beam clip 5/16"-1/2"	100	3.58	1000
	BC50	Beam clamp w/ two 1/4"-20 holes, for flanges up to 1/2" thick	100	11.64	1000
	BCS50	Beam Clamp (Spring steel) w/ 1/4"-20 hole, for flanges up to 1/2" thick	100	5.19	1000
	PC25-EC25	1/8"-1/4" Purlin Clip w/ 1/4"-20 Eye Coupling	100	7.72	1000
	PC25-EC38	1/8"-1/4" Purlin Clip w/ 3/8"-16 Eye Coupling	100	11.55	1000
	PCZ25-EC25	1/8"-1/4" Z-Purlin Clip w/ 1/4"-20 Eye Coupling	100	6.33	1000
	HBC25-EC25	1/8"-1/4" Beam Clip w/ 1/4"-20 Eye Coupling	100	5.16	1000
	HBC50-EC25	5/16"-1/2" Beam Clip w/ 1/4"-20 Eye Coupling	100	5.71	1000
	BW25	Bat-Wing clip for 1/4" rod and 12 gauge wire	100	2.84	1000

	Part No.	Description	Box	Lbs./Box	Case
	ZC25-P114	Z clip (w/ 1/4" threaded hole) w/ .157" shank dia., 1-1/4" shank lgth. pin	100	4.41	1000
	ZC25-P100	Z clip (w/ 1/4" threaded hole) w/ .157" shank dia., 1" shank lgth. pin	100	4.41	1000
	ZC25	Z clip (w/ 1/4" threaded hole)	100	3.68	1000
	EC25-AC90	Eye Coupling (1/4"-20) with 90 degree angle clip	100	5.00	1000
	EC25-ACP32	Eye Coupling (1/4"-20) with 90 degree angle clip pin (.145 shank dia., 1-1/4" shank lgth.)	100	5.46	1000
	RH3	Dual thread rod hanger (1/4"-20 & 3/8"-16)	100	6.89	1000
	PD157-100RH1	Dual thread rod hanger (1/4"-20 & 3/8"-16) w/ .157" shank, 1" lgth. pin	100	7.00	1000
	PD157-125RH1	Dual thread rod hanger (1/4"-20 & 3/8"-16) w/ .157" shank dia., 1-1/4" shank lgth. pin	100	7.50	500
	EC25	Eye coupling 1/4"-20	100	2.12	1000
	EC38	Eye coupling 3/8"-16	100	5.95	1000
	AC90	14 gauge 90 degree angle clip	100	2.87	1000
	SC45	12 gauge seismic splay clip 45°(3x1/4", 1/2", 3/8" holes)	100	35.03	-
	SC90	12 gauge seismic splay clip 90°(3x1/4", 1/2", 3/8" holes)	100	35.03	-

▲ Available on Request

Rod Hangers


Part No.	Description	Box
THI4	Rod hanger for 1/4" threaded rod, with thread impression	100
THI6	Rod hanger for 3/8" threaded rod, with thread impression	100

Flange Mounted Conduit Clips


Part No.	Description	Box
HFC24CC6	3/8" MC/AC cable to 1/8" to 1/4" flange	100
HFC58CC6	3/8" MC/AC cable to 5/16" to 1/2" flange	100
HFC912CC6	3/8" MC/AC cable to 9/16" to 3/4" flange	100
HFC24CC812	1/2" or 3/4" hammer-on pipe clip for flanges 1/8"-1/4"	100
HFC58CC812	1/2" or 3/4" hammer-on pipe clip for flanges 5/16"-1/2"	100
HFC912CC812	1/2" or 3/4" hammer-on pipe clip for flanges 9/16"-3/4"	100
HFC24CC16	1" hammer-on Pipe clip for flange 1/8"-1/4"	100
HFC58CC16	1" hammer-on Pipe clip for flange 5/16"-1/2"	100
HFC912CC16	1" hammer-on Pipe clip for flange 9/16"-3/4"	100
HFC24CC20	1-1/4" hammer-on Pipe clip for flange 1/8"-1/4"	100
HFC58CC20	1-1/4" hammer-on Pipe clip for flange 5/16"-1/2"	100
HFC912CC20	1-1/4" hammer-on Pipe clip for flange 9/16"-3/4"	50
HFC24CC24	1-1/2" hammer-on Pipe clip for flange 1/8"-1/4"	50
HFC58CC24	1-1/2" hammer-on Pipe clip for flange 5/16"-1/2"	50
HFC912CC24	1-1/2" hammer-on Pipe clip for flange 9/16"-3/4"	50
HFC24CC32	2" hammer-on Pipe clip for flange 1/8"-1/4"	50
HFC58CC32	2" hammer-on Pipe clip for flange 5/16"-1/2"	50
HFC912CC32	2" hammer-on Pipe clip for flange 9/16"-3/4"	50



Part No.	Description	Box
HFC24	Hammer-on flange clip, FT 1/8" to 1/4", bottom mount	100
HFC58	Hammer -on flange clip, FT 5/16" to 1/2", bottom mount	100
HFC96	Hammer -on flange clip, FT 9/16" to 3/8", bottom mount	100



Part No.	Description	Box
HFC24S	Hammer-on flange clip with 1/4"x3/8" stud for 1/8-1/4" flanges	100
HFC58S	Hammer-on flange clip with 1/4"x3/8" stud for 5/16-1/2" flanges	100
HFC96S	Hammer-on flange clip with 1/4"x3/8" stud for 9/16-3/8" flanges	100

▲ Available on Request

 <small>(CONDUIT AND CABLE HANGERS)</small> <small>EC12928</small>		Part No.	Part No.	Part No.	Part No.	Part No.	Part No.	Part No.	Part No.	Part No.	Part No.	Part No.
	Multi-Function Clip for #12 - 1/4"	JH75-BW25	JH75-PC	JH75-PCZ	Hammer On Beam Clip 1/8" - 1/4" Flange	JH75-BCS	Beam Clamp Up to 1/2"	JH75-BC	Beam Clamp Rotates 360°	Angle Clip & 1-1/4" Pin	Angle Clip	1/4"-20 Eye Coupling
		JH131-BW25	JH131-PC	JH131-PCZ	Hammer On Beam Clip 5/16" - 1/2" Flange	JH131+BCS	JH131+BC	JH131+PDAC	JH75-BCAC	JH75-AC	JH131-AC	JH131-EC
		JH200-BW25	JH200-PC	JH200-PCZ	JH200-HBC25	JH200+BCS	JH200-BC	JH200+PDAC	JH200-BCAC	JH200-AC	JH200-AC	JH200-EC
		JH400-BW25	JH400-PC	JH400-PCZ	JH400-HBC25	JH400+BCS	JH400-BC	JH400+PDAC	JH400-BCAC	JH400-AC	JH400-AC	JH400-EC
	Size	Part No.	Part No.	Part No.	Part No.	Part No.	Part No.	Part No.	Part No.	Part No.	Part No.	Part No.
1"	PH100	PH100-BW25	PH100-PCZ	PH100-HBC25	PH100+BCS	PH100-BC	PH100+PDAC	PH100-BCAC	PH100-AC	PH100-AC	PH100-EC	
2"	PH200	PH200-BW25	PH200-PCZ	PH200-HBC25	PH200+BCS	PH200-BC	PH200+PDAC	PH200-BCAC	PH200-AC	PH200-AC	PH200-EC	
3"	PH300	PH300-BW25	PH300-PCZ	PH300-HBC25	PH300+BCS	PH300-BC	PH300+PDAC	PH300-BCAC	PH300-AC	PH300-AC	PH300-EC	



▲ Available on Request

▲ **Conduit Clip**



Conduit clip, 1/2" to 3/4" Max load Vertical 100lbs. Horizontal 25lbs.

Part No.	Description	Box	Case
CC50	1/2" Conduit clamp	100	1000
CC75	3/4" Conduit clamp	100	1000
CC100	1" Conduit clamp	100	1000
CC125	1-1/4" Conduit clamp	100	1000
CC150	1-1/2" Conduit clamp	100	1000
CC200	2" Conduit clamp	100	1000

▲ **Conduit Clip w/ Pin**



For use with powder actuated tools
 Clip sizes from 1/2" to 1"

Part No.	Shank Lgth	Description	Box	Case
CC50-P25	1"	Conduit clip (1/2") w/ .300" head, .145" shank dia. pin	100	1000
CC50-P32	1-1/4"		100	1000
CC75-P25	1"	Conduit clip (3/4") w/ .300" head, .145" shank dia. pin	50	500
CC75-P32	1-1/4"		50	500
CC100-P25	1"	Conduit clip (1") w/ .300" head, .145" shank dia. pin	50	500
CC100-P32	1-1/4"		50	500
CC25-P25	1"	Conduit clip (1/4") w/ .300" head, .145" shank dia. pin	100	1000
CC38-P25	1"	Conduit clip (3/8") w/ .300" head, .145" shank dia. pin	100	1000
CC75-DN25	1"	Conduit clip (3/4") w/ 8mm head, 3.7mm(.145") shank dia. pin	50	500


▲ **Pencil Rod**



Diameter 1/4"
 Additional diameters and lengths available

Part No.	Description	Bundle	Pallet
PR25-4	Pencil rod 1/4" x 4'	100	TBD
PR25-6	Pencil rod 1/4" x 6'	100	TBD
PR25-8	Pencil rod 1/4" x 8'	100	TBD
PR25-10	Pencil rod 1/4" x 10'	100	TBD
PR25-12	Pencil rod 1/4" x 12'	100	TBD

▲ **Threaded Rod**



All threaded rods, diameter 1/4", 3/8", 1/2", 5/8", 3/4", 7/8", 1" are available
 All lengths are available




Part No.	Description	Tube	Tube/Pallet
TR2510	Threaded rod/ All thread 1/4" x 10'	50	25
TR3810	Threaded rod/ All thread 3/8" x 10'	25	25
TR1210	Threaded rod/ All thread 1/2" x 10'	12	25

▲ Available on Request

Concrete Screws

- Available in 1/4" and 3/16" diameter
- No insert required
- Removable fastener
- Drill Bits sold separately
- Available in either Philips head, hex head and square head length up to 6"








	Item No.	Description	Size	Box	Case
	CSF316114	Philips Flat Head	3/16" x 1-1/4"	100	1000
	CSF316134		3/16" x 1-3/4"	100	1000
	CSF316214		3/16" x 2-1/4"	100	1000
	CSF316234		3/16" x 2-3/4"	100	1000
	CSF316314		3/16" x 3-1/4"	100	1000
	CSF316334		3/16" x 3-3/4"	100	1000
	CSF316400		3/16" x 4"	100	1000
	CSF14114		1/4" x 1-1/4"	100	1000
	CSF14134		1/4" x 1-3/4"	100	1000
	CSF14214		1/4" x 2-1/4"	100	1000
	CSF14234		1/4" x 2-3/4"	100	1000
	CSF14314		1/4" x 3-1/4"	100	1000
	CSF14334		1/4" x 3-3/4"	100	1000
	CSF14400		1/4" x 4"	100	1000
			CSH316114	5/16" Hex Head	3/16" x 1-1/4"
CSH316134		3/16" x 1-3/4"	100		1000
CSH316214		3/16" x 2-1/4"	100		1000
CSH316234		3/16" x 2-3/4"	100		1000
CSH316314		3/16" x 3-1/4"	100		1000
CSH316334		3/16" x 3-3/4"	100		1000
CSH316400		3/16" x 4"	100		1000
CSH14114		1/4" x 1-1/4"	100		1000
CSH14134		1/4" x 1-3/4"	100		1000
CSH14214		1/4" x 2-1/4"	100		1000
CSH14234		1/4" x 2-3/4"	100		1000
CSH14314		1/4" x 3-1/4"	100		1000
CSH14334		1/4" x 3-3/4"	100		1000
CSH14400		1/4" x 4"	100		1000
		CSFR316114	Square Flat Head		3/16" x 1-1/4"
	CSFR316134	3/16" x 1-3/4"		100	1000
	CSFR316214	3/16" x 2-1/4"		100	1000
	CSFR316234	3/16" x 2-3/4"		100	1000
	CSFR316314	3/16" x 3-1/4"		100	1000
	CSFR3164	3/16" x 4"		100	1000
	CSFR14114	1/4" x 1-1/4"		100	1000
	CSFR14134	1/4" x 1-3/4"		100	1000
	CSFR14214	1/4" x 2-1/4"		100	1000
	CSFR14234	1/4" x 2-3/4"		100	1000
	CSFR14314	1/4" x 3-1/4"		100	1000




▲ Bulk Available

Mechanical Anchors


Available in several designs for the best solution for your fastening requirements.

Item No.	Description	Size	Box	Case
				
SLA38178	Sleeve anchor hex nut	3/8" x 1-7/8"	50	500
SLA38300		3/8" x 3"	50	400
SLA12214		1/2" x 2-1/4"	25	250
SLA12234		1/2" x 2-3/4"	25	250
SLA12300		1/2" x 3"	25	200
				
DIA1258200	Drop in anchor	1/2" x 5/8" x 2"	50	500
DIA1258200T	Drop in anchor, w/ 1 tool/box	1/2" x 5/8" x 2"	50	500
DIA38121916	Drop in anchor	3/8" x 1/2" x 1-9/16"	50	500
DIA38121916T	Drop in anchor, w/ 1 tool/box	3/8" x 1/2" x 1-9/16"	50	500
				
TWA14114	Tie wire wedge anchor	1/4" x 1-1/4"	100	1000
TWA14200 ▲		1/4" x 2"	100	1000
				
TWSA14114	Tie wire split anchor	1/4" x 1-1/4"	100	1000
				
TWSP14114	Tie wire spike pin anchor	1/4" x 1-1/4"	100	1000
TWSP316114		3/16" x 1-1/4"	100	1000

▲ Available on Request

Item No.	Description	Size	Box	Case
				
WA38214	Wedge anchor	3/8" x 2-1/4"	50	500
WA38234		3/8" x 2-3/4"	50	400
WA38300		3/8" x 3"	50	400
WA38312		3/8" x 3-1/2"	50	300
WA38334		3/8" x 3-3/4"	50	300
WA38500		3/8" x 5"	50	250
WA38612		3/8" x 6-1/2"	50	250
WA38800		3/8" x 8"	50	250
WA12234		1/2" x 2-3/4"	25	200
WA12334		1/2" x 3-3/4"	25	150
WA12414		1/2" x 4-1/4"	25	150
WA12412		1/2" x 4-1/2"	25	150
WA12512		1/2" x 5-1/2"	25	150
WA12700		1/2" x 7"	25	150
WA12812		1/2" x 8-1/2"	10	30
WA121000		1/2" x 10"	10	30
WA121200		1/2" x 12"	10	30
WA58312		5/8" x 3-1/2"	10	100
WA58412		5/8" x 4-1/2"	10	100
WA58500		5/8" x 5"	10	100
WA58600		5/8" x 6"	10	50
WA58700		5/8" x 7"	10	30
WA58812		5/8" x 8-1/2"	10	30
WA581000		5/8" x 10"	10	30
WA581200		5/8" x 12"	10	30
WA34414		3/4" x 4-1/4"	10	60
WA34434		3/4" x 4-3/4"	10	60
WA34512		3/4" x 5-1/2"	10	50
WA34614		3/4" x 6-1/4"	10	30
WA34700		3/4" x 7"	10	30
WA34812		3/4" x 8-1/2"	10	30
WA341000		3/4" x 10"	10	30
WA341200	3/4" x 12"	10	30	
				
NIZ1434	Zamac nail drive anchor	1/4" x 3/4"	100	1000
NIZ31678		3/16" x 7/8"	100	1000
NIZ14100		1/4" x 1"	100	1000
NIZ14114		1/4" x 1-1/4"	100	1000
NIZ14112		1/4" x 1-1/2"	100	1000
NIZ14200		1/4" x 2"	100	1000
NIZ14212		1/4" x 2-1/2"	100	1000
NIZ14300		1/4" x 3"	100	1000
				
NIP14100	Plastic nail in anchor	1/4" x 1"	100	1000
NIP14114		1/4" x 1-1/4"	100	1000
NIP14112		1/4" x 1-1/2"	100	1000
NIP14200		1/4" x 2"	100	1000
NIP14212		1/4" x 2-1/2"	100	1000

Masonry Drill



**ISO
ANSI**

Description

Shank: Cylindrical Shank, Reduced.

Precision: Squared tip for a better centering.


Long lasting: High grade carbide for a longer lasting drill bit.

Finishing: New anti-rust finishing.

Speed: Deeper grooves that improve the evacuation of dust and making more efficient the hammer drill.

Norms: ANSI - NF ISO 5468 - DIN 8039

APPLICATION



Concrete	★★★★
Stone	★★★
Quarry	★★
Granite	★
Masonry	★★★★
Bricks	★★★★




Part No.	Type	Description	Box
DS183	STD	X'tra masonry drill bit zinc plated 1/8" x 3"	10
DS5166	STD	X'tra masonry drill bit zinc plated 5/16" x 6"	10
DS384	STD	X'tra masonry drill bit zinc plated 3/8" x 4"	10
DS386	STD	X'tra masonry drill bit zinc plated 3/8" x 6"	10
DS3812	STD	X'tra masonry drill bit zinc plated 3/8" x 12"	10
DS126	STD	X'tra masonry drill bit zinc plated 1/2" x 6"	10
DS1212	STD	X'tra masonry drill bit zinc plated 1/2" x 12"	10


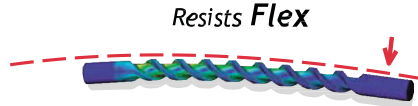
SDS plus premium

The **DMAXX** Advantage

- SDS+
- 2 Cutting edges
- 4 Lateral supports
- Tungsten Carbide
- Self-centering point
- Chiseling effect



SDS+



QuatroMAXX
STOP



AdaptMAXX



Research and Development

► **More Material**

Flex exerted in the lower section of a drill bit is the most likely destructive factor. The progressive core of the spiral adds material and increases the rigidity in this area which is subjected to extreme pressure

► **Anti-Blocking System**

2 asymmetric cutting edges reduce the risk of blockage when in use on a particularly hard aggregate, or on rebar. The progressive core and the roundness of the flute allow optimal removal of dust and eliminates any risk of blocking due to dust accumulation

► **Heat Treatment**

The hardness of concrete combined with the power of the drill unit to create compression. The heat treatment of the body allows the energy of the drill to be concentrated on the tungsten carbide tip (while absorbing shock waves).

Part No.	Description	Qty.
DX144	SDS plus premium 2 cutting edges 1/4" x 4"	Each
DX146	SDS plus premium 2 cutting edges 1/4" x 6"	Each
DX148	SDS plus premium 2 cutting edges 1/4" x 8"	Each
DX386	SDS plus premium 2 cutting edges 3/8" x 6"	Each
DX388	SDS plus premium 2 cutting edges 3/8" x 8"	Each
DX3812	SDS plus premium 2 cutting edges 3/8" x 12"	Each
DX128	SDS plus premium 2 cutting edges 1/2" x 8"	Each
DX1212	SDS plus premium 2 cutting edges 1/2" x 12"	Each
DX586	SDS plus premium 2 cutting edges 5/8" x 6"	Each
DX588	SDS plus premium 2 cutting edges 5/8" x 8"	Each
DX5812	SDS plus premium 2 cutting edges 5/8" x 12"	Each

Part No.	Description	Qty.
QX381116	3/8" X 1-1/16" QMAX	Each
QX121316	1/2" X 13/16" QMAX	Each
QX121116	1/2" X 1-11/16" QMAX	Each
QX581316	5/8" X 1-3/16" QMAX	Each
QX582116	5/8" X 2-1/16" QMAX	Each

Part No.	Description	Qty.
AXSP2SDS	Spline to SDS Adapters	Each
AXSDS2SDSP	SDSMAX to SDS PLUS Adapter	Each

Heavy Duty & Light Duty Dump Carts

(Assembly Required)

- Powder coated steel frame.
- Heavy duty Swivel Casters.
- In-line HD bearings.
- Seamless one-piece molded truck bodies.
- Easy to clean.
- Easily passes through commercial and residential doorways and onto elevators.
- Dumping can be done by one person.
- Inset wheels protect walls, fixtures.



SDDC50



"850 lb Capacity"

Standard Duty 1/2 Cu. Yard Dump Cart

Item No.	Description
SDDC50	1/2 Cu. yard cart
HDDC50-2	10" steel wheel, a pair
HDDC50-3	3" swivel caster wheel, a pair
SDDC50-4	1/2 Cu. yard cart SD steel frame
SDDC50-5	1/2 Cu. yard SD dump cart tub
HDDC50-6	1/2 Cu. yard cart handle



LDDC50



"450 lb Capacity"

HDDC50



"850 lb Capacity"

Heavy Duty 1/2 Cu. Yard Dump Cart

Item No.	Description
HDDC50	1/2 Cu. yard cart (complete kit/ no lid)
HDDC50-1	1/2 yard lid
HDDC50-2	10" steel wheel, a pair
HDDC50-3	3" swivel caster, a pair
HDDC50-4	1/2 Cu. yard HD steel frame
HDDC50-5	1/2 Cu. yard dump cart tub
HDDC50-6	1/2 Cu. yard cart handle

Light Duty 1/2 Cu. Yard Dump Cart

Item No.	Description
LDDC50	1/2 Cu. yard cart
HDDC50-2	10" steel wheel, a pair
HDDC50-3	3" swivel caster, a pair
LDDC50-5	1/2 Cu. yard dump cart tub
HDDC50-6	1/2 Cu. yard cart handle

Dump Carts Forklift Bracket

- Specially designed for forklifts to lift dump cart
- Fit for BLUEPOINT 1 yard dump cart (HDDC100)
- Easy add-on bracket
- Capacity: 1300 lbs.

HDDC100



"1300 lb Capacity"

Heavy Duty 1 Cu. Yard Dump Cart

Item No.	Description
HDDC100	1 Cu. yard cart (complete kit/ no lid)
HDDC100-1	1 Cu. yard lid
HDDC100-2	12" Steel wheel, a pair
HDDC100-3	4" Swivel caster, a pair
HDDC100-4	1 Cu. yard HD steel frame
HDDC100-5	1 Cu. yard dump cart tub
HDDC100-6	1 Cu. yard cart handle

HDDC100-FB



Features and Benefits of Service Carts:

- For transporting equipment, tools and heavy loads in any environment.
- Tough enough for material handling and maintenance.
- Built-in storage bin in handle, perfect way to store small parts.
- Sturdy structure foam construction, won't rust, dent, chip or peel.
- Rounded corners protect walls and furniture.
- Disassembled for shipping, assembly instruction is included.

Vertical Handle Utility Carts



"500 lb Capacity"

SC4425 Cart

- Size: L 43.1" x W 24.6" x H 38.1"(Handle Height)
- Loading Capacity: 500Lbs.
- Caster Size: 5" x 1-1/4"; Caster Qty: 2 rigid + 2 swivel
- Cart Material: PP; Color: Grey
- Net Weight: 44 Lbs.

Armor shown below is available




"500 lb Capacity"

SC4217

- Size: L 41.3" x W 16.7" x H 34.6" (Handle Height).
- Loading Capacity: 500Lbs.
- Caster Size: 5" x 1-1/4"; Caster Qty: 2 rigid + 2 swivel.
- Caster Material: TPR (Thermo-Plastic-Rubber).
- Cart Material: PP; Color: Grey.
- Net Weight: 30.8 Lbs.

Flat Handle Utility Carts



"550 lb Capacity"

SCF3625

- Size: L 46.5" x W 25.5" x H 33.5"; Tray Size: 36" x 24.5"
- Loading Capacity: 550Lbs.
- Caster Size: 5" x 1"; Caster Qty: 2 rigid + 2 swivel
- Caster Material: TPR (Thermo-Plastic-Rubber)
- Cart Material: PP; Color: Grey
- Net Weight: 45.0 Lbs.



"550 lb Capacity"

SCF3016

- Size: L 34.4" x W 17.1" x H 33.5"; Tray Size: 30" x 16"
- Loading Capacity: 550Lbs.
- Caster Size: 5" x 1"; Caster Qty: 2 rigid + 2 swivel
- Caster Material: TPR (Thermo-Plastic-Rubber)
- Cart Material: PP; Color: Grey
- Net Weight: 29.9 Lbs.

SC4425AR



SC4425



=

+

SC4425-EZA



SC4425-EZA Armor (Cart not included)

- Fits SC4425 Cart
- Easy and fast install. No tools required
- Also fits: Rubbermaid® FG452088BLA cart and Sur-Pro® 4426 Series carts and various other carts
- Can be locked with a padlock (Not included)
- Net Weight: 37 Lbs.; Size: L 36" x H 23" x W 2"

SCF3625AR



SCF3625



=

+

SCF3625-EZA



SCF3625-EZA Armor (Cart not included)

- Fits SCF3625 Cart
- Easy and fast install.
- Can be locked with a padlock (Not included)
- Can be adapted to variety of carts
- Net Weight: 38.5 Lbs.; Size: L 34.5" x H 20" x W 2"

Hybrid PU Polymer Air Hose

- Max working pressure: 300psi
- Burst pressure: 1200psi
- Temperature Range: -40°F to 165°F
- UV stabilized for long service life
- Tough and resistant to constant flexing
- Extremely flexible making it easier to rewind
- Translucent orange, allowing easy visual inspection for lubrication or contamination in the field
- Up to 50% lighter than regular rubber hose

Features and Benefits:



- Extreme abrasion resistant
- Retains flexibility in subzero temperature
- Resistant to oils and greases
- Resistant to chemicals; Non-marring outer coating
- Cover & Tube: Premium hybrid PU polymer
- Interlayer: Reinforced polyester



Orange Air Hose



PaisaFlex™ Flex Air Hose

Item No.	Description	Carton	Pallet
FA14100RC/3	Orange Air Hose, 1/4" x 100'	4	24
FA38100RC/3	Orange Air Hose, 3/8" x 100'	4	18

Item No.	Description	Carton	Pallet
FA14100RC	PaisaFlex™ Air Hose, 1/4" x 100'	4	24
FA38100RC	PaisaFlex™ Air Hose, 3/8" x 100'	4	18

Jack Hammer Hose

- Nitrile construction, crimped sleeve crowfeet (Chicago Style)
- Max Working pressure: 300psi
- Burst pressure: 1200psi
- Safety factor: 4:1

Features and Benefits:

- Nitrile tube and cover compound along with polyester braided reinforcement add up to a highly abrasion and oil resistant hose providing a long service life
- Temperature range: -40°F to +210°F
- Please Note: Coupled assemblies are rated at 150 PSI.



Item No.	Description	Carton	Pallet
N3450JC20300	I.D. 3/4" x 50' Jack Hammer hose w/ crimped sleeve crowfeet	2	20
N34100JC20300	I.D. 3/4" x 100' Jack Hammer hose w/ crimped sleeve crowfeet	1	20

Industry Grade NBR & EPDM Water Hose

NBR Hose:

- Excellent cracking and abrasion resistance
- Oil-resistant specialist, extremely tough and flexible for demanding environments where oil is present
- Service temperature range, -40°F - 180°F
- Ideal for water, oil and mild chemical solutions

EPDM Hose:

- Weatherproof champion, handles hot/cold water and resists sun/ozone for long-lasting outdoor use
- Resists diluted acids and alkaline solutions
- Service temperature range, -40°F - 210°F
- Ideal for agricultural, construction, industrial water service lines
- lighter than regular rubber hose

Features and Benefits:

- 200psi W.P. with 4:1 safety factor
- Very durable and flexible, lays flat, zero memory
- Kink resistant under pressure
- Easy coiling after use



Item No.	Description
WR5825	5/8" x 25' NBR water hose
WR5875	5/8" x 75' NBR water hose
WR58100	5/8" x 100' NBR water hose
WE1250	1/2" x 50' EPDM water hose
WE12100	1/2" x 100' EPDM water hose

OUR LOCATIONS



USA

Chino, CA
14728 Yorba Court
Chino, CA 91710, USA
Phone: +1 877-779-2583
Fax: +1 866-672-9402
E-mail: info@bpfasteners.com

Dallas, TX
10203 Corkwood Road
Dallas, TX 75238, USA
Phone: +1 214-238-0441

CANADA

Ontario, Canada
A - 195 Konrad Cres; Markham, ON. L3R8T9
Phone: +1 888-538-1766
Fax: +1 437-826-5248
Email: sales@blue-point.ca



MEXICO

Tijuana, Mexico
Paseo Aguila Azteca 20051
Plataforma 2 Nave 12
Fraccionamiento El Aguila
Tijuana, Baja California 22215, Mexico
Phone: +52 664-207-9999
Fax +52 664-207-9999
E-mail: ventasmx@bpfasteners.com

Mexico City (CDMX)
Calle 4 248, Col. Agrícola Pantitlan
Iztacalco, Cdmx 08100
Phone: +52 557-111-5527
Fax: +52 557-258-2813

Guadalajara, Mexico
Av. Moctezuma Num 246 Col. Cd del Sol
Zapopan, Jal. Mexico 45050
Phone: +52 334-348-7196
Fax: +52 333-822-0766

OUR BRANDS:

